

Contents







































































Section 5 – Precis	198
Precis (SUMMARY of the RULES) - Rallies including Leadline	200
Precis (SUMMARY of the RULES) – Dressage	204
Precis (SUMMARY of the RULES) – Musical Ride / Fancy Dress / Pas de Deux/ Freestyle	208
Precis (SUMMARY of the RULES) – Eventing Dressage	211
Precis (SUMMARY of the RULES) - Eventing Cross country/Tetrathlon Cross Country/XC Training day.....	214
Precis (SUMMARY of the RULES) – Tetrathlon – Running / Shooting / Swimming	219
Precis (SUMMARY of the RULES) – Eventing Jumping / Showjumping	220
Precis (SUMMARY of the RULES) – Novelties	224
Precis (SUMMARY of the RULES) – PPMG	228
Precis (SUMMARY of the RULES) – Show Horse / Hacking	231
Precis (SUMMARY of the RULES) – PC Mount	235
Precis (SUMMARY of the RULES) – Hickstead / Hunter Trials	238
Precis (SUMMARY of the RULES) – Vaulting.....	242

Precis (SUMMARY of the RULES) - Rallies including Lead line						
Rider Uniform and Attire						
Y = YES M = MANDATORY N = NO						
Air Vest		Y	Medic Alert Style Bracelet / band Mobile phones –whilst mounted			Y N
Body Protectors – Beta level 3 for any x country		Y	Jodhpurs / Breeches / Trousers / Moleskins	Any colour. Beige / Fawn / Bone / White/Black/Navy recommended		Y
Boots	English style, black/brown in colour, smooth tread, short or long	M	Jumper	V-necked, club or zone colours, sleeveless / full sleeves		Y
Chaps / Gaiters	Leather, Leather-like	Y	Logos	PC Riders		N
Chappettes	Suede, Velvet, Felt	Y	Nails - Long nails			Y
Formal Pony Club Uniform		Y	PC Badge	When worn, with Proficiency disc		Y
Glasses		Y	Polo / Rugby tops	When worn, with long sleeves		Y
Gloves		Y	Rider Weight	Rider dressed to ride with gear must not weigh more than 20% of horse/pony's weight		Y
Hair of Rider	Hair below shoulder level must be tied back neatly, so it does not obscure any competition numbers	M	Shirts	Short sleeve, worn under long sleeve jumper. Club or zone colours		Y
Approved Helmet Standards	ASNZS3838 2006 / ARB HS with SAI Global mark / PAS 015 with BSI Kitemark / VG1 01.040: 2014-12 with BSI Kitemark / ASTM F1163: 2004a or 04a with SEI mark / SNELL E2001 / EN1384 with CE mark year of manufacture 2014 or 2015 only. 	M	Shirts	Long sleeve with or without jumper / vest. Club or zone colours		Y
Helmet Peaks	Permitted	Y	Spurs	Smooth, shank no more than 4.5cm, pointing down and to the rear		Y
Jewellery: Earrings	Studs less than 5mm	Y	Sunglasses			Y
Jewellery: Earrings	Studs more than 5mm - must be taped over, no other type of earring is permitted	Y	Ties	Club / zone colours		Y
Jewellery: Necklaces		N	Wet Weather Gear –no loose flapping parts (including hoods) that could frighten a horse or snag on objects			Y
Jewellery: Rings Jewellery: Watches	Must wear gloves/be taped Normal Wristwatch – no smart watches permitted	Y				
Horse / Pony Turnout						
Y = YES M = MANDATORY N = NO						

	From the beginning of the calendar year in which it turns 3-5 years (rising 3-5). Rising 3-4 on Chief Coach approval	Y			
Age	From the beginning of the calendar year in which it turns 2 years (rising 2)	N		Unshod	Y
	A horse / pony older than 20 years, club and Coach Coordinator approved	Y		Shod with even numbers on hooves i.e. 2 shoes on front only / 2 shoes on back / 4 shoes	Y
			Hooves and Hoof Care	Picked out	M
Blood (Wet / Dry) (Mouth / Nostrils / Spur Area)	Gear Checker must report to Chief Coach for their deliberation as to whether the combination may continue			Shod with uneven numbers on hooves i.e. 1 shoe, 3 shoes	N
Injuries (Swellings, wounds, injuries)	Gear Checker must report to Chief Coach for their deliberation as to whether the combination may continue			Loose / Risen clenches / Severely split / Severely chipped / Lack of recent care	N
Lameness	Gear Checker must report to Chief Coach for their deliberation as to whether the combination may continue			Hoof boots of any brand/make must have at least 2 means of attachment	Y
			Whiskers	Horses with shaved or trimmed whiskers will NOT be Permitted to compete or take part in any Pony Club Activity (enforced July 2021)	N

Saddlery						
Y = YES M = MANDATORY N = NO						
Australian Cheeker			Y	Running or Draw Reins		N
Bit Guards			Y	Riding Reins	<ul style="list-style-type: none">Attached to bit - YTwo reins - YEqualisers – YRoundings - Y	
Breastplates			Y			
Bits/Bitless	See the back of these Precis/bitless permitted					
Bridle	Leather – Y Synthetic – Y					
Bridle Type		<ul style="list-style-type: none">English style - YBarcoo / Stock - YBosal / Hackamore / Bitless – NMicklem / Ergonomic style, no clips, with throat lash, no elastic inserts Y		Saddle	<ul style="list-style-type: none">English style (Dressage / All Purpose / Jump) - YWestern style – Y No horn permittedStock / Poley – Y Not suitable for high jumpingPony pad / Child / Wintec Kid (rider <7yrs) – YTreeless - Y * see appendix 9 in rules	
Chin Straps (bridle)			Y	Stirrup Irons	<ul style="list-style-type: none">Metal (inc Aluminum) or carbon polymer - YPure Nickel – YBlack / silver / brass / colour – YStraight / Fillis / Safety Irons – YPeacock Irons – YHinged Spring / Kwik Outs – YBostocks – YToe stoppers – YClogs, rider 7yrs or under – Y	
Cruppers			Y			
Curb Straps / Chain			Y			
Ear Covers / Bonnets / Compression Hood Shadow Roll			Y Y			
Fly Veils (horse)			Y			
Anti Grazing/ Grass Reins/ Balance reins			Y			
Horse Bandages	General Purpose /Polo Bandages - with padding, using a blanket stitch from top to bottom. (Taped not permitted)		Y	Saddle Cloth/s	Club / zone colours, edging in club or zone colours, white. A maximum of two saddlecloths Or	Y

				<ul style="list-style-type: none">One saddle cloth with or without a riser padA cool mesh pad/gel used with either of the above options	
Horse Boots	Y	Stirrup Iron Fit	When the broadest part of the boot is in the stirrup iron, there must be a minimum total gap of 1.5cm, a maximum total gap of 2cm, between boot and bar		
Market Harborough or German Martingale	N				
Martingales	Y				
Monkey Grips	Y				
Running or Draw Reins	N	Whips	Pony under 14.2hh up to 100cm Pony/Horse over 14.2hh up to 120cm	Y	

Precis - Rallies inc Leadline										
Permitted Cheekpieces	Loose ring		D-Ring		Hanging Cheek		Eggbutt 2.5 ring		T-Bar 3-ring	
	Full Cheek		Tom Thumb		DC Morgan Slotted		Williams		Williams 4-Ring	
	Fulmer / FM		Baucher		Bomber Kimbelwick (no curb chain)		Williams Wilkie		Pessoa / Dutch 4-ring	
	Eggbutt		Loose ring eggbutt		Wilkie		Universal		Taylor Tom Thumb	
	Half Cheek		Winged		Universal Wilkie		Pessoa / Dutch 3-ring		Williams Universal	
	Kimberley Dee		DC Morgan Plain							
Permitted Mouthpieces	Mullen metal		Single jointed		2 joints french link		WTP (NP) Lozenge		Barrel 20/30 roller	
	Rigid plastic/rubber inner cable		Single rotary joint		2 joints 1 roller/rotating		2 rotary joints		Ported Barrel	
	Low Port Mouth		Single joint copper roller		Myler Level 1 MB02		2 joints rubber / plastic covering		Buster Roller	
	Wavy mouthpiece		Single jointed multiple rollers		2 joints lozenge		2 joints Dr Bristol		McHardy	
	Happy Tongue		Single joint rubber / plastic covering		2 joints, lozenge, forward arching		Elliptical		Control Plate	
	Bomber Blue									
	Bomber Blue Mullen									
Permitted Bits	Pelham		with ->	Mullen		Port Mouth		Happy Tongue		Mouthpieces to be made of materials compliant as per our Rules
	Kimbelwick plain		with ->	Mullen		Port Mouth		Happy Tongue		
	Kimbelwick slotted		with ->	Mullen		Port Mouth		Happy Tongue		
	Rugby pelham		with ->	Mullen		Port Mouth		Happy Tongue		








































Precis (SUMMARY of the RULES) – Dressage					
Rider Uniform and Attire					
Y = YES M = MANDATORY N = NO					
Air Vest		Y	Medic Alert Style Bracelet / band Mobile phones –whilst mounted		Y N
Body Protectors		Y	Jodhpurs / Breeches / Trousers / Moleskins	Beige / Fawn / Bone / White / Black / Navy	M
Boots	English style, black/brown in colour, smooth tread, short or long	M	Jumper	V-necked, club or zone colours, sleeveless / full sleeves	M
Chaps / Gaiters	Leather, Leather-like	Y	Logos	PC Riders	N
Chappettes	Suede, Velvet, Felt – must have a zip fastener	Y	Nails - Long nails		Y
Formal Pony Club Uniform		M	PC Badge	When worn, with Proficiency disc	Y
Glasses		Y	Polo / Rugby tops	When worn, with long sleeves	N
Gloves		Y	Rider Weight	Rider dressed to ride with gear must not weigh more than 20% of horse/pony's weight	Y
Hair of Rider	Hair below shoulder level must be tied back neatly so it does not obscure any competition numbers	M	Shirts	Short sleeve, worn under long sleeve jumper. Club or zone colours	Y
Approved Helmet Standards	ASNZS3838 2006 / ARB HS with SAI Global mark / PAS 015 with BSI Kitemark / VG1 01.040: 2014-12 with BSI Kitemark / ASTM F1163: 2004a or 04a with SEI mark / SNELL E2001 / EN1384 with CE mark year of manufacture 2014 or 2015 only. 	M	Shirts	Long sleeve with or without jumper / vest. Club or zone colours	M
Helmet Peaks	Permitted	Y	Spurs	Smooth, shank no more than 4.5cm, point down and to the rear (measure from back of boot)	Y
Jewellery: Earrings	Studs less than 5mm	Y	Sunglasses		Y
Jewellery: Earrings	Studs more than 5mm - must be taped over, no other type of earring is permitted	Y	Ties	Club / zone colours	M
Jewellery: Necklaces		N	Wet Weather Gear- no loose flapping parts (including hoods) that could frighten a horse or snag on objects		Y
Jewellery: Rings Jewellery: Watches	Must wear gloves/be taped Normal wristwatches –No smart watches permitted	Y			


Horse / Pony Turnout						
Y = YES M = MANDATORY N = NO						
Age	From the beginning of the calendar year in which it turns 5 years (rising 5).	Y	Hooves and Hoof Care	Unshod	Y	
	From the beginning of the calendar year in which it turns 4 years (rising 4) or younger	N		Shod with even numbers on hooves i.e. 2 shoes on front only / 2 shoes on back / 4 shoes	Y	
				Picked out	M	
Blood (Wet / Dry) (Mouth / Nostrils / Spur Area)	Gear Checker must report to Judge / TD / Ground Jury for their deliberation as to whether the combination may continue			Shod with uneven numbers on hooves i.e. 1 shoe, 3 shoes	N	
Injuries (Swellings, wounds, injuries)	Gear Checker must report to Judge / TD / Ground Jury for their deliberation as to whether the combination may continue			Loose / Risen clenches / Severely split / Severely chipped / Lack of recent care	N	
Lameness	Gear Checker must report to Judge / TD / Ground Jury for their deliberation as to whether the combination may continue			Hoof boot with exposed heel bulbs (e.g. Scoot Boots) – must be all black	Y	
			Mane & Forelock	Plaiting is optional (unless stated otherwise in entry pack)	Y	
			Whiskers	Horses with shaved or trimmed whiskers will NOT be Permitted to compete or take part in any Pony Club Activity (enforced July 2021)	N	

Saddlery					
Y = YES M = MANDATORY N = NO					
Australian Cheeker		N	Running or Draw Reins		N
Bit Guards		N	Riding Reins	<ul style="list-style-type: none"> Attached directly to bit - Y Double bridle where permitted, two reins - Y Equalisers – N Roundings - N 	
Breastplates		Y			
Bits/Bitless	See the back of these Precis/bitless permitted. Need 2 rally approval/sign off from chief coach				
Bridle	Leather – Y Synthetic – Y		Saddle	<ul style="list-style-type: none"> English style (Dressage / All Purpose / Jump) - Y Western style - Y No horn permitted Stock / Poley – Y Pony pad / Child / Wintec Kid (rider <7yrs) – Y Treeless - Y * see appendix 9 in rules 	
Bridle Type	<ul style="list-style-type: none"> English style - Y Barcoo / Stock - Y Bosal / Hackamore / Bitless – N Micklem / Ergonomic style, no clips, with throat lash, no elastic inserts Y 				
Chin Straps (bridle)		N	Stirrup Irons	<ul style="list-style-type: none"> Metal (inc Aluminum) or carbon polymer - Y Pure Nickel – Y Black / silver / brass / colour – Y Straight / Fillis / Safety Irons – Y Peacock Irons – Y Hinged Spring / Kwik Outs – Y Bostocks – Y Toe stoppers – Y Clogs, rider 7yrs or under – Y 	
Cruppers		Y			
Curb Straps / Chain		N			
Ear Covers / Bonnets		Y			
Fly Veils (horse)		N			
Anti Grazing/Grass Reins/Balance reins- *Exception Riders 12 years and under may use at competitions		N			

Horse Bandages	General Purpose /Polo Bandages - with padding, using a blanket stitch from top to bottom. (Taped not permitted)	N	Saddle Cloth/s	Club / zone colours, edging in club or zone colours, white. A maximum of two saddlecloths Or <ul style="list-style-type: none"> One saddle cloth with or without a riser pad A cool mesh pad/gel used with either of the above options 	Y
Horse Boots		N	Stirrup Iron Fit	When the broadest part of the boot is in the stirrup iron, there must be a minimum total of 1.5cm, a maximum total gap of 2cm, between boot and bar	
Market Harborough or German Martingale		N			
Martingales		N			
Monkey Grips		Y	Whips	Ponies under 14.2hh up to 100cm Pony/Horse 14.2hh and over up to 120cm	Y
Noseband – If noseband is used with any bit with a chain, any lower strap must be removed. (eg.Hanovarian,Drop,Grackle etc. noseband)		Y			
Running or Draw Reins		N			

Precis -Dressage & Eventing Dressage										
Permitted Cheekpieces	Loose ring		D-Ring		Eggbutt		Loose ring eggbutt		DC Morgan Plain	
	Full Cheek		Tom Thumb		Half Cheek		Winged		Kimberley Dee	
	Fulmer / FM		Baucher							
Permitted Mouthpieces	Mullen metal		Single jointed		2 joints french link		WTP (NP) Lozenge		Ported Barrel	
	Rigid plastic/rubber inner cable		Single rotary joint		2 joints 1 roller/rotating		2 rotary joints		Buster Roller	
	Low Port Mouth		Single joint copper roller		Myler Level 1 MB02		2 joints rubber / plastic covering		McHardy	
	Wavy mouthpiece		Single jointed multiple rollers		2 joints lozenge		Elliptical		Bomber Blue Mullen	
	Happy Tongue		Single joint rubber / plastic covering		2 joints, lozenge, forward arching		Barrel 20/30 roller		Bomber Blue	








































Precis (SUMMARY of the RULES) – Musical Ride / Fancy Dress / Pas de Deux / Freestyle					
Rider Uniform and Attire					
Y = YES M = MANDATORY N = NO					
Air Vest		Y	Medic Alert Style Bracelet / band Mobile phones –whilst mounted		Y N
Body Protectors		Y	Jodhpurs / Breeches / Trousers / Moleskins	Beige / Fawn / Bone / White /Black/Navy/ Colours	Y
Boots	English style, black/brown in colour, smooth tread, short or long	Y	Jumper	V-necked, club or zone colours, sleeveless / full sleeves	Y
Chaps / Gaiters	Leather, Leather-like	Y	Logos	PC Riders	Y
Costumes	Safe. Rider can fall free off horse. Riders Shoulders must be covered.	Y	Nails - Long nails		Y
Chappettes	Suede, Velvet, Felt –must have a zip fastener.	Y	PC Badge	When worn, with Proficiency disc	Y
Formal Pony Club Uniform		Y	Polo / Rugby tops	When worn, with long sleeves	Y
Glasses		Y	Rider Weight	Rider dressed to ride with gear must not weigh more than 20% of horse/pony's weight	Y
Gloves		Y			
Hair of Rider	Hair below shoulder level must be tied back neatly so it does not obscure any competition numbers	Y	Shirts	Short sleeve, worn under long sleeve jumper. Club or zone colours	Y
Approved Helmet Standards	ASNZS3838 2006 / ARB HS with SAI Global mark / PAS 015 with BSI Kitemark / VG1 01.040: 2014-12 with BSI Kitemark / ASTM F1163: 2004a or 04a with SEI mark / SNELL E2001 / EN1384 with CE mark year of manufacture 2014 or 2015 only. 	M	Shirts	Long sleeve with or without jumper / vest. Club or zone colours	Y
Helmet Peaks	Permitted	Y	Spurs	Smooth, shank no more than 4.5cm, point down and to the rear (measure from back of boot)	Y
Jewellery: Earrings	Studs less than 5mm	Y	Sunglasses		Y
Jewellery: Earrings	Studs more than 5mm - must be taped over, no other type of earring is permitted	Y	Ties	Club / zone colours	Y
Jewellery: Necklaces		N	Wet Weather Gear –no loose flapping parts (including hoods) that could frighten a horse or snag on objects		Y
Jewellery: Rings	Must wear gloves/be taped	Y			

Jewellery: Watches	Normal wristwatches – No smart watches permitted	
--------------------	--	--

Horse / Pony Turnout					
Y = YES M = MANDATORY N = NO					
Age	From the beginning of the calendar year in which it turns 5 years (rising 5).	Y	Hooves and Hoof Care	Unshod	Y
	From the beginning of the calendar year in which it turns 4 years (rising 4) or younger	N		Shod with even numbers on hooves i.e. 2 shoes on front only / 2 shoes on back / 4 shoes	Y
Blood (Wet / Dry) (Mouth / Nostrils / Spur Area)	Gear Checker must report to Judge / TD / Ground Jury for their deliberation as to whether the combination may continue			Picked out	M
				Shod with uneven numbers on hooves i.e. 1 shoe, 3 shoes	N
				Loose / Risen clenches / Severely split / Severely chipped / Lack of recent care	N
Injuries (Swellings, wounds, injuries)	Gear Checker must report to Judge / TD / Ground Jury for their deliberation as to whether the combination may continue			Hoof boot with exposed heel bulbs (e.g. Scoot Boots) – must be all black	Y
Lameness	Gear Checker must report to Judge / TD / Ground Jury for their deliberation as to whether the combination may continue		Mane / Forelock	Plaiting optional (unless stated otherwise in entry pack)	Y
			Whiskers	Horses with shaved or trimmed whiskers will NOT be Permitted to compete or take part in any Pony Club Activity (enforced July 2021)	N

Saddlery					
Y = YES M = MANDATORY N = NO					
Australian Cheeker		Y	Running or Draw Reins		N
Bit Guards		N	Riding Reins	<ul style="list-style-type: none"> Attached directly to bit - Y Double bridle where permitted, two reins - Y Equalisers – N Roundings - N 	
Breastplates		Y			
Bits/ Bitless	See the back of these Precis/bitless permitted. Need 2 rally approval/sign off from chief coach				
Bridle	Leather – Y Synthetic – Y		Saddle	<ul style="list-style-type: none"> English style (Dressage / All Purpose / Jump) - Y Western style - Y No horn permitted Stock / Poley – Y Pony pad / Child / Wintec Kid (rider <7yrs) – Y Treeless - Y * see appendix 9 in rules 	
Bridle Type	<ul style="list-style-type: none"> English style - Y Barcoo / Stock - Y Bosal / Hackamore / Bitless – N Micklem / Ergonomic style, no clips, with throat lash, no elastic inserts Y 				
Chin Straps (bridle)		N	Stirrup Irons	<ul style="list-style-type: none"> Metal (inc Aluminum) or carbon polymer - Y Pure Nickel – Y Black / silver / brass / colour – Y Straight / Fillis / Safety Irons – Y Peacock Irons – Y 	
Cruppers		Y			
Curb Straps / Chain		N			
Ear Covers / Bonnets		Y			

Fly Veils (horse)		N		<ul style="list-style-type: none"> Hinged Spring / Kwik Outs – Y Bostocks – Y Toe stoppers – Y Clogs, rider 7yrs or under – Y 	
Anti Grazing/Grass Reins/Balance Rein		Y			
Horse Bandages	General Purpose /Polo Bandages - with padding, using a blanket stitch from top to bottom. (Taped not permitted)	Y	Saddle Cloth/s	Club / zone colours, edging in club or zone colours, white. A maximum of two saddlecloths Or <ul style="list-style-type: none"> One saddle cloth with or without a riser pad A cool mesh pad/gel used with either of the above options 	Y
Horse Boots		Y	Stirrup Iron Fit	When the broadest part of the boot is in the stirrup iron, there must be a minimum total of 1.5cm, a maximum total gap of 2cm, between boot and bar	
Market Harborough or German Martingale		N			
Martingales		N			
Monkey Grips		Y			
Noseband		Y	Whips	Ponies under 14.2hh up to 100cm Pony/Horse 14.2hh and over up to 120cm	Y
Running or Draw Reins		N			

Precis -Dressage & Eventing Dressage										
Permitted Cheekpieces	Loose ring		D-Ring		Eggbutt		Loose ring eggbutt		DC Morgan Plain	
	Full Cheek		Tom Thumb		Half Cheek		Winged		Kimberley Dee	
	Fulmer / FM		Baucher							
Permitted Mouthpieces	Mullen metal		Single jointed		2 joints french link		WTP (NP) Lozenge		Ported Barrel	
	Rigid plastic/rubber inner cable		Single rotary joint		2 joints 1 roller/rotating		2 rotary joints		Buster Roller	
	Low Port Mouth		Single joint copper roller		Myler Level 1 MB02		2 joints rubber / plastic covering		McHardy	
	Wavy mouthpiece		Single jointed multiple rollers		2 joints lozenge		Elliptical		Bomber Blue Mullen	
	Happy Tongue		Single joint rubber / plastic covering		2 joints, lozenge, forward arching		Barrel 20/30 roller		Bomber Blue	








































Precis (SUMMARY of the RULES) – Eventing Dressage					
Rider Uniform and Attire					
Y = YES M = MANDATORY N = NO					
Air Vest		Y	Medic Alert Style Bracelet / band Mobile phones – whilst mounted		Y N
Body Protectors		Y	Jodhpurs / Breeches / Trousers / Moleskins	Beige / Fawn / Bone / White/Black/Navy	M
Boots	English style, black/brown in colour, smooth tread, short or long	M	Jumper	V-necked, club or zone colours, sleeveless / full sleeves	M
Chaps / Gaiters	Leather, Leather-like	Y	Logos	PC Riders	N
Chappettes	Suede, Velvet, Felt – must have a zip fastener	Y	Nails - Long nails		Y
Formal Pony Club Uniform		M	PC Badge	When worn, with Proficiency disc	Y
Glasses		Y	Polo / Rugby tops	When worn, with long sleeves	N
Gloves		Y	Rider Weight	Rider dressed to ride with gear must not weigh more than 20% of horse/pony's weight	Y
Hair of Rider	Hair below shoulder level must be tied back neatly so it does not obscure any competition numbers	M	Shirts	Short sleeve, worn under long sleeve jumper. Club or zone colours	Y
Approved Helmet Standards	ASNZS3838 2006 / ARB HS with SAI Global mark / PAS 015 with BSI Kitemark / VG1 01.040: 2014-12 with BSI Kitemark / ASTM F1163: 2004a or 04a with SEI mark / SNELL E2001 / EN1384 with CE mark year of manufacture 2014 or 2015 only. 	M	Shirts	Long sleeve with or without jumper / vest. Club or zone colours	M
Helmet Peaks	Permitted	Y	Spurs	Smooth, shank no more than 4.5cm, point down and to the rear (measure from back of boot)	Y
Jewellery: Earrings	Studs less than 5mm	Y	Sunglasses		Y
Jewellery: Earrings	Studs more than 5mm - must be taped over, no other type of earring is permitted	Y	Ties	Club / zone colours	M
Jewellery: Necklaces		N	Wet Weather Gear – no loose flapping parts (including hoods) that could frighten a horse or snag on objects		Y
Jewellery: Rings Jewellery: Watches	Must wear gloves/be taped Normal Wristwatches – No smart watches permitted	Y	Competition number and A4 Size bib Bridle number and or saddlecloth number must be visible on both sides of the horse		M

Horse / Pony Turnout					
Y = YES M = MANDATORY N = NO					
Age	From the beginning of the calendar year in which it turns 5 years (rising 5).	Y	Hooves and Hoof Care	Unshod	Y
	From the beginning of the calendar year in which it turns 4 years (rising 4) or younger	N		Shod with even numbers on hooves i.e. 2 shoes on front only / 2 shoes on back / 4 shoes	Y
				Picked out	M
Blood (Wet / Dry) (Mouth / Nostrils / Spur Area)	Gear Checker must report to Judge / TD / Ground Jury for their deliberation as to whether the combination may continue			Shod with uneven numbers on hooves i.e. 1 shoe, 3 shoes	N
Injuries (Swellings, wounds, injuries)	Gear Checker must report to Judge / TD / Ground Jury for their deliberation as to whether the combination may continue			Loose / Risen clenches / Severely split / Severely chipped / Lack of recent care	N
Lameness	Gear Checker must report to Judge / TD / Ground Jury for their deliberation as to whether the combination may continue			Hoof boot with exposed heel bulbs (e.g. Scoot Boots) – must be all black	Y
			Mane / Forelock	Plaiting optional (unless stated otherwise in entry pack)	Y
			Whiskers	Horses with shaved or trimmed whiskers will NOT be Permitted to compete or take part in any Pony Club Activity (enforced July 2021)	N

Saddlery					
Y = YES M = MANDATORY N = NO					
Australian Cheeker		N	Running or Draw Reins		N
Bit Guards		N	Riding Reins	<ul style="list-style-type: none"> Attached directly to bit - Y Equalisers – N Roundings - N 	
Breastplates		Y			
Bits /Bitless	See the back of these Precis/bitless permitted. Need 2 rally approval/sign off from chief coach				
Bridle	Leather – Y Synthetic – Y		Saddle	<ul style="list-style-type: none"> English style (Dressage / All Purpose / Jump) - Y Western style - Y No horn permitted Stock / Poley – Y Pony pad / Child / Wintec Kid (rider <7yrs) – Y Treeless - Y * see appendix 9 in rules 	
Bridle Type	<ul style="list-style-type: none"> English style - Y Barcoo / Stock - Y Bosal /Hackamore / Bitless – N Micklem / Ergonomic style, no clips, with throat lash, no elastic inserts Y 				
Chin Straps (bridle)		N	Stirrup Irons	<ul style="list-style-type: none"> Metal (inc Aluminum) or carbon polymer - Y Pure Nickel – Y Black / silver / brass / colour – Y Straight / Fillis / Safety Irons – Y Peacock Irons – Y Hinged Spring / Kwik Outs – Y 	
Cruppers		Y			
Curb Straps / Chain		N			
Ear Covers / Bonnets		Y			

Fly Veils (horse)		N		<ul style="list-style-type: none"> Bostocks – Y Toe stoppers – Y Clogs, rider 7yrs or under – Y 	
Anti Grazing/Grass Reins/Balance reins- *Exception Riders 12 years and under may use at competitions		N			
Horse Bandages	General Purpose /Polo Bandages - with padding, using a blanket stitch from top to bottom. (Taped not permitted)	N	Saddle Cloth/s	Club / zone colours, edging in club or zone colours, white. A maximum of two saddlecloths Or <ul style="list-style-type: none"> One saddle cloth with or without a riser pad A cool mesh pad/gel used with either of the above options 	M
Horse Boots		N	Stirrup Iron Fit	When the broadest part of the boot is in the stirrup iron, there must be a minimum total of 1.5cm, a maximum total gap of 2cm, between boot and bar	
Market Harborough or German Martingale		N			
Martingales		N			
Monkey Grips		Y			
Noseband		Y	Whips		Y
Running or Draw Reins		N			

Precis -Dressage & Eventing Dressage

Permitted Cheekpieces	Loose ring		D-Ring		Eggbutt		Loose ring eggbutt		DC Morgan Plain	
	Full Cheek		Tom Thumb		Half Cheek		Winged		Kimberley Dee	
	Fulmer / FM		Baucher							
Permitted Mouthpieces	Mullen metal		Single jointed		2 joints french link		WTP (NP) Lozenge		Ported Barrel	
	Rigid plastic/rubber inner cable		Single rotary joint		2 joints 1 roller/rotating		2 rotary joints		Buster Roller	
	Low Port Mouth		Single joint copper roller		Myler Level 1 MB02		2 joints rubber / plastic covering		McHardy	
	Wavy mouthpiece		Single jointed multiple rollers		2 joints lozenge		Elliptical		Bomber Blue Mullen	
	Happy Tongue		Single joint rubber / plastic covering		2 joints, lozenge, forward arching		Barrel 20/30 roller		Bomber Blue	



Precis (SUMMARY of the RULES) – Eventing Cross Country / Tetrathlon Cross Country / XC Training Days					
Rider Uniform and Attire					
Y = YES M = MANDATORY N = NO					
Air Vest		Y	Medic Alert Style Bracelet / band Medical armband – recommended only Mobile phones – whilst mounted		Y N
Body Protectors – Beta :2009 or Beta:2018 – Level 3 EN13158:2009 and EN13158:2018 Level 3		M	Jodhpurs / Breeches / Trousers / Moleskins	Beige / Fawn / Bone / White/Black /Navy	Y
Boots	English style, black/brown in colour, smooth tread, short or long	M	Jumper	V-necked, club or zone colours, sleeveless / full sleeves	Y
Chaps / Gaiters	Leather, Leather-like	Y	Logos	PC Riders	N
Chappettes	Suede, Velvet, Felt –must have a zip fastener	Y	Nails - Long nails		Y
Formal Pony Club Uniform		Y	PC Badge	When worn, with Proficiency disc	Y
Glasses		Y	Polo / Rugby tops	When worn, with long sleeves	Y
Gloves		Y	Rider Weight	Rider dressed to ride with gear must not weigh more than 20% of horse/pony's weight	Y
Hair of Rider	Hair below shoulder level must be tied back neatly so it does not obscure any competition numbers	M	Shirts	Short sleeve, worn under long sleeve jumper. Club or zone colours	Y
Approved Helmet Standards	ASNZS3838 2006 / ARB HS with SAI Global mark / PAS 015 with BSI Kitemark / VG1 01.040: 2014-12 with BSI Kitemark / ASTM F1163: 2004a or 04a with SEI mark / SNELL E2001 / EN1384 with CE mark year of manufacture 2014 or 2015 only. 	M	Shirts	Long sleeve with or without jumper / vest. Club or zone colours	Y
Helmet Peaks	Permitted	Y	Spurs	Smooth, shank no more than 4.5cm, point down and to the rear (measure from back of boot)	Y
Jewellery: Earrings	Studs less than 5mm	Y	Sunglasses		Y
Jewellery: Earrings	Studs more than 5mm - must be taped over, no other type of earring is permitted	Y	Ties	Club / zone colours	Y
Jewellery: Necklaces		N	Wet Weather Gear –no loose flapping parts (including hoods) that could frighten a horse or snag on objects		Y
Jewellery: Rings Jewellery: Watches	Must wear gloves/be taped	Y	Competition number and A4 Size Bib		M

	Normal and stopwatches – No smart watches permitted.		Bridle number and or saddlecloth number must be visible on both sides of the horse	
--	--	--	--	--

Horse / Pony Turnout					
Y = YES M = MANDATORY N = NO					
Age	From the beginning of the calendar year in which it turns 5 years (rising 5).	Y	Hooves and Hoof Care	Unshod	Y
	From the beginning of the calendar year in which it turns 4 years (rising 4) or younger	N		Shod with even numbers on hooves i.e. 2 shoes on front only / 2 shoes on back / 4 shoes	Y
				Picked out	M
Blood (Wet / Dry) (Mouth / Nostrils / Spur Area)	Gear Checker must report to Judge / TD / Ground Jury for their deliberation as to whether the combination may continue			Shod with uneven numbers on hooves i.e. 1 shoe, 3 shoes	N
Injuries (Swellings, wounds, injuries)	Gear Checker must report to Judge / TD / Ground Jury for their deliberation as to whether the combination may continue			Loose / Risen clenches / Severely split / Severely chipped / Lack of recent care	N
Lameness	Gear Checker must report to Judge / TD / Ground Jury for their deliberation as to whether the combination may continue			Hoof boot with exposed heel bulbs (e.g. Scoot Boots) – must be all black	Y
		Whiskers	Horses with shaved or trimmed whiskers will NOT be Permitted to compete or take part in any Pony Club Activity (enforced July 2021)	N	

Saddlery					
Y = YES M = MANDATORY N = NO					
Australian Cheeker		Y	Running or Draw Reins		N
Bit Guards		Y	Riding Reins	<ul style="list-style-type: none"> Attached directly to bit - Y Two reins – Y Equalisers – Y Roundings - Y 	
Breastplates		Y			
Bits/Bitless	See the back of these Precis/bitless permitted. Need 2 rally approval/sign off from chief coach				
Bridle	Leather – Y Synthetic – Y		Saddle	<ul style="list-style-type: none"> English style (Dressage / All Purpose / Jump) - Y Western style - Y No horn permitted Stock / Poley – Y Not suitable for high jumping Pony pad / Child / Wintec Kid (rider <7yrs) – Y Treeless - Y * see appendix 9 in rules 	
Bridle Type	<ul style="list-style-type: none"> English style - Y Barcoo / Stock - Y Bosal / Hackamore / Bitless – N Micklem / Ergonomic style, no clips, with throat lash, no elastic inserts Y 				
Chin Straps (bridle)		Y	Stirrup Irons	<ul style="list-style-type: none"> Metal (inc Aluminum) or carbon polymer - Y Pure Nickel – Y Black / silver / brass / colour – Y Straight / Fillis / Safety Irons – Y Peacock Irons – Y Hinged Spring / Kwik Outs – Y Bostocks – Y Toe stoppers – Y Clogs, rider 7yrs or under – Y 	
Cruppers		Y			
Curb Straps / Chain		Y			
Ear Covers / Bonnets / Compression Hood Shadow Roll		Y			
Fly Veils (horse)		N			
Anti Grazing/Grass Reins/Balance reins- *Exception Riders 12 years and under may use at competitions		N			

Jumps can be no higher than 30cm					
Horse Bandages	General Purpose /Polo Bandages - with padding, using a blanket stitch from top to bottom. (Taped not permitted)	N	Saddle Cloth/s	Club / zone colours, edging in club or zone colours, white. A maximum of two saddlecloths Or <ul style="list-style-type: none">One saddle cloth with or without a riser padA cool mesh pad/gel used with either of the above options	Y
Horse Boots		Y	Stirrup Iron Fit	When the broadest part of the boot is in the stirrup iron, there must be a minimum total of 1.5cm, a maximum total gap of 2cm, between boot and bar	
Market Harborough or German Martingale		N			
Martingales		Y			
Monkey Grips		Y			
Noseband –If noseband is used with any bit with a chain, any lower strap must be removed. (eg.Hanovarian,Drop,Grackle etc. noseband)		Y	Whips	General purpose whip to 75cm with flap	Y
Running or Draw Reins		N			

Precis - Any XC										
Permitted Cheekpieces	Loose ring		D-Ring		Hanging Cheek		Eggbutt 2.5 ring		T-Bar 3-ring	
	Full Cheek		Tom Thumb		DC Morgan Slotted		Williams		Williams 4-Ring	
	Fulmer / FM		Baucher		Bomber Kimbelwick (no curb chain)		Williams Wilkie		Pessoa / Dutch 4-ring	
	Eggbutt		Loose ring eggbutt		Wilkie		Univ ersal		Taylor Tom Thumb	
	Half Cheek		Winged		Univ ersal Wilkie		Pessoa / Dutch 3-ring		Williams Univ ersal	
	Kimberley Dee		DC Morgan Plain							
Permitted Mouthpieces	Mullen metal		Single jointed		2 joints french link		WTP (NP) Lozenge		Barrel 20/30 roller	
	Rigid plastic/rubber inner cable		Single rotary joint		2 joints 1 roller/rotating		2 rotary joints		Ported Barrel	
	Low Port Mouth		Single joint copper roller		Myler Lev el 1 MB02		2 joints rubber / plastic covering		Buster Roller	
	Wavy mouthpiece		Single jointed multiple rollers		2 joints lozenge		2 joints Dr Bristol		McHardy	
	Happy Tongue		Single joint rubber / plastic covering		2 joints, lozenge, forward arching		Elliptical		Control Plate	
	Bomber Blue									
	Bomber Blue Mullen									
Permitted Bits	Pelham		with ->	Mullen		Port Mouth		Happy Tongue		Mouthpieces to be made of materials compliant as per our Rules
	Kimbelwick plain		with ->	Mullen		Port Mouth		Happy Tongue		
	Kimbelwick slotted		with ->	Mullen		Port Mouth		Happy Tongue		
	Rugby pelham		with ->	Mullen		Port Mouth		Happy Tongue		



Precis (SUMMARY of the RULES) – Tetrathlon – Running / Shooting / Swimming					
Athlete Uniform and Attire					
Y = YES M = MANDATORY N = NO					
Bib number / arm number (running and shooting)		M	Medic Alert Style Bracelet / band Mobile phones		Y N
Glasses / Sunglasses		Y	Nails – Long Nails		Y
Jewellery: Earrings	Studs less than 5mm	Y	Wet Weather Gear		Y
Jewellery: Earrings	Studs more than 5mm - must be taped over, no other type of earring is permitted	Y	Tetrathlon – LS Polo Shirts / Rugby Tops	Required for Running and Shooting Phase. Waist of competitor not to be exposed. Club colours. Singlets may be worn for running phase only	Y
Jewellery: Necklaces		N			
Jewellery: Rings	Must wear gloves/be taped	Y			
Tetrathlon – Singlets	Permitted for Running Phase. Waist of competitor not to be exposed. Club colours.	M	Tetrathlon – Swimming Attire	Grease/oil or similar on the body is not permitted. Wetsuits are not permitted. Devices or swimsuits that may give an unfair advantage not permitted. Swimming Steward adjudicates this matter.	Y
Shoes –running phase	Spikes are permitted				
Shoes – shooting phase	Enclosed shoes that do not cover the anklebone				

Precis (SUMMARY of the RULES) – Eventing Jumping / Showjumping					
Rider Uniform and Attire					
Y = YES M = MANDATORY N = NO					
Air Vest		Y	Medic Alert Style Bracelet / band		Y
Body Protectors		Y	Jodhpurs / Breeches / Trousers / Moleskins	Beige / Fawn / Bone / White /Black/Navy	M
Boots	English style, black/brown in colour, smooth tread, short or long	M	Jumper	V-necked, club or zone colours, sleeveless / full sleeves	M
Chaps / Gaiters	Leather, Leather-like	Y	Logos	PC Riders	N
Chappettes	Suede, Velvet, Felt –must have a zip fastener	Y	Nails - Long nails		Y
Formal Pony Club Uniform		Y	PC Badge	When worn, with Proficiency disc	Y
Glasses		Y	Polo / Rugby tops	When worn, with long sleeves	N
Gloves		Y	Rider Weight	Rider dressed to ride with gear must not weigh more than 20% of horse/pony's weight	Y
Hair of Rider	Hair below shoulder level must be tied back neatly so it does not obscure any competition numbers	M	Shirts	Short sleeve, worn under long sleeve jumper. Club or zone colours	Y
Approved Helmet Standards	ASNZS3838 2006 / ARB HS with SAI Global mark / PAS 015 with BSI Kitemark / VG1 01.040: 2014-12 with BSI Kitemark / ASTM F1163: 2004a or 04a with SEI mark / SNELL E2001 / EN1384 with CE mark year of manufacture 2014 or 2015 only. 	M	Shirts	Long sleeve with or without jumper / vest. Club or zone colours	M
Helmet Peaks	Permitted	Y	Spurs	Smooth, shank no more than 4cm, pointing down and to the rear	Y
Jewellery: Earrings	Studs less than 5mm	Y	Sunglasses		Y
Jewellery: Earrings	Studs more than 5mm - must be taped over, no other type of earring is permitted	Y	Ties	Club / zone colours	M
Jewellery: Necklaces		N	Wet Weather Gear –no loose flapping parts (including hoods) that could frighten a horse or snag on objects		Y
Jewellery: Rings Jewellery: Watches	Must wear gloves/be taped Normal Wristwatches – No smart watches permitted	Y	Competition number and bib A4 Size *Eventing only* Bridle number and or saddlecloth number must be visible on both sides of the horse		M




















Horse / Pony Turnout


Y = YES M = MANDATORY N = NO					
Age	From the beginning of the calendar year in which it turns 5 years (rising 5).	Y	Hooves and Hoof Care	Unshod	Y
	From the beginning of the calendar year in which it turns 4 years (rising 4) or younger	N		Shod with even numbers on hooves i.e. 2 shoes on front only / 2 shoes on back / 4 shoes	Y
				Picked out	M
Blood (Wet / Dry) (Mouth / Nostrils / Spur Area)	Gear Checker must report to Judge / TD / Ground Jury for their deliberation as to whether the combination may continue			Shod with uneven numbers on hooves i.e. 1 shoe, 3 shoes	N
Injuries (Swellings, wounds, injuries)	Gear Checker must report to Judge / TD / Ground Jury for their deliberation as to whether the combination may continue			Loose / Risen clenches / Severely split / Severely chipped / Lack of recent care	N
Lameness	Gear Checker must report to Judge / TD / Ground Jury for their deliberation as to whether the combination may continue			Hoof boot with exposed heel bulbs (e.g. Scoot Boots) – must be all black	Y
			Whiskers	Horses with shaved or trimmed whiskers will NOT be Permitted to compete or take part in any Pony Club Activity (enforced July 2021)	N

Saddlery					
Y = YES M = MANDATORY N = NO					
Australian Cheeker		Y	Running or Draw Reins		N
Bit Guards		Y	Riding Reins	<ul style="list-style-type: none"> Attached directly to bit - Y Two reins – Y Equalisers – Y Roundings - Y 	
Breastplates		Y			
Bits /Bitless	See the back of these Preci/s/bitless permitted Need 2 rally approval/sign off from chief coach				
Bridle	Leather – Y Synthetic – Y		Saddle	<ul style="list-style-type: none"> English style (Dressage / All Purpose / Jump) - Y Western style - Y No horn permitted Stock / Poley – Y Not suitable for high jumping Pony pad / Child / Wintec Kid (rider <7yrs) – Y Treeless - Y * see appendix 9 in rules 	
Bridle Type	<ul style="list-style-type: none"> English style - Y Barcoo / Stock - Y Bosal /Hackamore / Bitless – N Micklem / Ergonomic style, no clips, with throat lash, no elastic inserts Y 				
Chin Straps (bridle)		Y	Stirrup Irons	<ul style="list-style-type: none"> Metal (inc Aluminum) or carbon polymer - Y Pure Nickel – Y Black / silver / brass / colour – Y Straight / Fillis / Safety Irons – Y Peacock Irons – Y Hinged Spring / Kwik Outs – Y Bostocks – Y Toe stoppers – Y 	
Cruppers		Y			
Curb Straps / Chain		Y			
Ear Covers / Bonnets/Compression Hood Shadow roll		Y			
Fly Veils (horse)		N			

Anti Grazing/Grass Reins/Balance reins- *Exception Riders 12 years and under may use at competitions Jumps can be no higher than 30cm		N		• Clogs, rider 7yrs or under – Y	
Horse Bandages	General Purpose /Polo Bandages - with padding, using a blanket stitch from top to bottom. (Taped not permitted)	N	Saddle Cloth/s	Club / zone colours, edging in club or zone colours, white. A maximum of two saddlecloths Or <ul style="list-style-type: none"> One saddle cloth with or without a riser pad A cool mesh pad/gel used with either of the above options 	M
Horse Boots		Y	Stirrup Iron Fit	When the broadest part of the boot is in the stirrup iron, there must be a minimum total of 1.5cm, a maximum total gap of 2cm, between boot and bar	
Market Harborough or German Martingale		N			
Martingales		Y			
Monkey Grips		Y	Winkers	They must be no bigger than 18cm long by 3cm wider	
Noseband –If noseband is used with any bit with a chain, any lower strap must be removed. (eg.Hanovarian,Drop,Grackle etc. noseband)		Y	Whips	General purpose whip to 75cm with flap	Y
Running or Draw Reins		N			

Precis - Any XC / Any SJ / Hickstead / Hunter Trials

Permitted Cheekpieces	Loose ring		D-Ring		Hanging Cheek		Eggbutt 2.5 ring		T-Bar 3-ring	
	Full Cheek		Tom Thumb		DC Morgan Slotted		Williams		Williams 4-Ring	
	Fulmer / FM		Baucher		Bomber Kimbelwick (no curb chain)		Williams Wilkie		Pessoa / Dutch 4-ring	
	Eggbutt		Loose ring eggbutt		Wilkie		Univ ersal		Taylor Tom Thumb	
	Half Cheek		Winged		Univ ersal Wilkie		Pessoa / Dutch 3-ring		Williams Univ ersal	
	Kimberley Dee		DC Morgan Plain							
Permitted Mouthpieces	Mullen metal		Single jointed		2 joints french link		WTP (NP) Lozenge		Barrel 20/30 roller	
	Rigid plastic/rubber inner cable		Single rotary joint		2 joints 1 roller/rotating		2 rotary joints		Ported Barrel	
	Low Port Mouth		Single joint copper roller		Myler Lev el 1 MB02		2 joints rubber / plastic covering		Buster Roller	
	Wavy mouthpiece		Single jointed multiple rollers		2 joints lozenge		2 joints Dr Bristol		McHardy	
	Happy Tongue		Single joint rubber / plastic covering		2 joints, lozenge, forward arching		Elliptical		Control Plate	
	Bomber Blue									
	Bomber Blue Mullen									
Permitted Bits	Pelham		with ->	Mullen		Port Mouth		Happy Tongue		Mouthpieces to be made of materials compliant as per our Rules
	Kimbelwick plain		with ->	Mullen		Port Mouth		Happy Tongue		
	Kimbelwick slotted		with ->	Mullen		Port Mouth		Happy Tongue		
	Rugby pelham		with ->	Mullen		Port Mouth		Happy Tongue		



Precis (SUMMARY of the RULES) – Novelties					
Rider Uniform and Attire					
Y = YES M = MANDATORY N = NO					
Air Vest		Y	Medic Alert Style Bracelet / band Mobile phones –whilst mounted		Y N
Body Protectors		Y	Jodhpurs / Breeches / Trousers / Moleskins	Beige / Fawn / Bone / White /Black/Navy	M
Boots	English style, black/brown in colour, smooth tread, short or long	M	Jumper	V-necked, club or zone colours, sleeveless / full sleeves	M
Chaps / Gaiters	Leather, Leather-like	Y	Logos	PC Riders	N
Chappettes	Suede, Velvet, Felt –must have a zip fastener	Y	Nails - Long nails		N
Formal Pony Club Uniform		M	PC Badge - Pinned	When worn, with Proficiency disc	N
Glasses		Y	Polo / Rugby tops	When worn, with long sleeves	N
Gloves		Y	Rider Weight	Rider dressed to ride with gear must not weigh more than 20% of horse/pony's weight	Y
Hair of Rider	Hair below shoulder level must be tied back neatly so it does not obscure any competition numbers	M	Shirts	Short sleeve, worn under long sleeve jumper. Club or zone colours	Y
Approved Helmet Standards	AS/NZS3838 2006 / ARB HS with SAI Global mark / PAS 015 with BSI Kitemark / VG1 01.040: 2014-12 with BSI Kitemark / ASTM F1163: 2004a or 04a with SEI mark / SNELL E2001 / EN1384 with CE mark year of manufacture 2014 or 2015 only. 	M	Shirts	Long sleeve with or without jumper / vest. Club or zone colours	M
Helmet Peaks	Permitted	Y	Spurs	Smooth, shank no more than 4.5cm, point down and to the rear (measure from back of boot)	N
Jewellery: Earrings	Studs less than 5mm	Y	Sunglasses		Y
Jewellery: Earrings	Studs more than 5mm - must be taped over, no other type of earring is permitted	Y	Ties	Club / zone colours	M
Jewellery: Necklaces / Watches		N	Wet Weather Gear –no loose flapping parts (including hoods) that could frighten a horse or snag on objects		Y







































Jewellery: Rings	Must wear gloves/be taped	Y	Competition number	Y
------------------	---------------------------	---	--------------------	---

Horse / Pony Turnout					
Y = YES M = MANDATORY N = NO					
Age	From the beginning of the calendar year in which it turns 5 years (rising 5).	Y	Hooves and Hoof Care	Unshod	Y
	From the beginning of the calendar year in which it turns 4 years (rising 4) or younger	N		Shod with even numbers on hooves i.e. 2 shoes on front only / 2 shoes on back / 4 shoes	Y
				Picked out	M
Blood (Wet / Dry) (Mouth / Nostrils / Spur Area)	Gear Checker must report to Judge / TD / Ground Jury for their deliberation as to whether the combination may continue			Shod with uneven numbers on hooves i.e. 1 shoe, 3 shoes	N
Injuries (Swellings, wounds, injuries)	Gear Checker must report to Judge / TD / Ground Jury for their deliberation as to whether the combination may continue			Loose / Risen clenches / Severely split / Severely chipped / Lack of recent care	N
Lameness	Gear Checker must report to Judge / TD / Ground Jury for their deliberation as to whether the combination may continue			Hoof boot with exposed heel bulbs (e.g. Scoot Boots) – must be all black	Y
			Whiskers	Horses with shaved or trimmed whiskers will NOT be Permitted to compete or take part in any Pony Club Activity (enforced July 2021)	N

Saddlery					
Y = YES M = MANDATORY N = NO					
Australian Cheeker	Y	Riding Reins	<ul style="list-style-type: none"> Attached directly to bit - Y Two reins Equalisers – Y Roundings – Y Grass Reins/Anti Grazing Strap - N Balancing Reins - Novice classes and riders under 10yrs only – Y 		
Bit Guards	Y				
Breastplates	Y				
Bits/Bitless	See the back of these Precis/bitless permitted. Need 2 rally approval/sign off from chief coach				
Bridle	Leather – Y Synthetic – Y				
Bridle Type	<ul style="list-style-type: none"> English style - Y Barcoo / Stock - Y Bosal /Hackamore / Bitless – N Micklem / Ergonomic style, no clips, with throat lash, no elastic inserts Y 	Saddle	<ul style="list-style-type: none"> English style (Dressage / All Purpose / Jump) - Y Western style - Y No horn permitted Stock / Poley – Y Pony pad / Child / Wintec Kid (rider <7yrs) – Y Treeless - Y * see appendix 9 in rules 		
Chin Straps (bridle)	N	Stirrup Irons	<ul style="list-style-type: none"> Metal (inc Aluminum) or carbon polymer - Y Pure Nickel – Y Black / silver / brass / colour – Y Straight / Fillis / Safety Irons – Y Peacock Irons - Y Hinged Spring / Kwik Outs - Y Bostocks - N Toe stoppers – Y Clogs, rider 7yrs or under – Y 		
Cruppers	Y				
Curb Straps / Chain	N				
Ear Covers / Bonnets /Compression Hoods Shadow Roll	Y				
Fly Veils (horse)	N				
Anti Grazing/Grass Reins/Balance reins- *Exception Riders 12 years and under may use at competitions	N				

Horse Bandages	General Purpose /Polo Bandages - with padding, using a blanket stitch from top to bottom. (Taped not permitted)	Y	Saddle Cloth/s	Club / zone colours, edging in club or zone colours, white. A maximum of two saddlecloths Or <ul style="list-style-type: none"> One saddle cloth with or without a riser pad A cool mesh pad/gel used with either of the above options 	M
Horse Boots		Y	Stirrup Iron Fit	When the broadest part of the boot is in the stirrup iron, there must be a minimum total of 1.5cm, a maximum total gap of 2cm, between boot and bar	
Market Harborough or German Martingale		N	Whips		N
Martingales **not permitted when fitted with adjustable games reins**		Y			
Monkey Grips		Y			
Noseband		Y			
Running or Draw Reins		N			

Precis - Novelties / PPMG / PC Mount / Vaulting

Permitted Cheekpieces	Loose ring		D-Ring		Eggbutt		Loose ring eggbutt		DC Morgan Plain	
	Full Cheek		Tom Thumb		Half Cheek		Winged		Kimberley Dee	
	Fulmer / FM		Baucher							
Permitted Mouthpieces	Mullen metal		Single jointed		2 joints french link		WTP (NP) Lozenge		Ported Barrel	
	Rigid plastic/rubber inner cable		Single rotary joint		2 joints 1 roller/rotating		2 rotary joints		Buster Roller	
	Low Port Mouth		Single joint copper roller		My ler Lev el 1 MB02		2 joints rubber / plastic covering		McHardy	
	Wav y mouthpiece		Single jointed multiple rollers		2 joints lozenge		Elliptical		Control Plate	
	Happy Tongue		Single joint rubber / plastic covering		2 joints, lozenge, forward arching		Barrel 20/30 roller		Bomber Blue Mullen	
	Bomber Blue									









































Precis (SUMMARY of the RULES) – PPMG					
Rider Uniform and Attire					
Y = YES M = MANDATORY N = NO					
Air Vest		N	Medic Alert Style Bracelet / band Mobile phones –whilst mounted		Y N
Body Protectors		Y	Jodhpurs / Breeches / Trousers / Moleskins	Beige / Fawn / Bone / White/Black/Navy	M
Boots	English style, black/brown in colour, smooth tread, short or long	M	Jumper	V-necked, club or zone colours, sleeveless / full sleeves	Y
Chaps / Gaiters	Leather, Leather-like	Y	Logos	PC Riders	N
Chappettes	Suede, Velvet, Felt –must have a zip fastener	Y	Nails – Long nails		N
Formal Pony Club Uniform		Y	PC Badge -Pinned	When worn, with Proficiency disc	N
Glasses		Y	Polo / Rugby tops	When worn, with long sleeves	Y
Gloves		Y	Rider Weight	Rider dressed to ride with gear must not weigh more than 20% of horse/pony's weight	Y
Hair of Rider	Hair below shoulder level must be tied back neatly so it does not obscure any competition numbers	M	Shirts	Short sleeve, worn under long sleeve jumper. Club or zone colours	Y
Approved Helmet Standards	AS/NZS3838 2006 / ARB HS with SAI Global mark / PAS 015 with BSI Kitemark / VG1 01.040: 2014-12 with BSI Kitemark / ASTM F1163: 2004a or 04a with SEI mark / SNELL E2001 / EN1384 with CE mark year of manufacture 2014 or 2015 only. 	M	Shirts	Long sleeve with or without jumper / vest. Club or zone colours	Y
Helmet Peaks	Permitted	Y	Spurs	Smooth, shank no more than 4.5cm, point down and to the rear (measure from back of boot)	N
Jewellery: Earrings	Studs less than 5mm	N	Sunglasses		Y
Jewellery: Earrings	Studs more than 5mm - must be taped over, no other type of earring is permitted	N	Ties	Club / zone colours	Y
Jewellery: Necklaces / Watches		N	Wet Weather Gear –no loose flapping parts (including hoods) that could frighten a horse or snag on objects		Y
Jewellery: Rings	Must wear gloves/be taped	Y	Competition number		Y

Horse / Pony Turnout					
Y = YES M = MANDATORY N = NO					
Age	From the beginning of the calendar year in which it turns 5 years (rising 5).	Y	Hooves and Hoof Care	Unshod	Y
	From the beginning of the calendar year in which it turns 4 years (rising 4) or younger	N		Shod with even numbers on hooves i.e. 2 shoes on front only / 2 shoes on back / 4 shoes	Y
				Picked out	M
Blood (Wet / Dry) (Mouth / Nostrils / Spur Area)	Gear Checker must report to Judge / TD / Steward for their deliberation as to whether the combination may continue			Shod with uneven numbers on hooves i.e. 1 shoe, 3 shoes	N
Injuries (Swellings, wounds, injuries)	Gear Checker must report to Judge / TD / Steward for their deliberation as to whether the combination may continue			Loose / Risen clenches / Severely split / Severely chipped / Lack of recent care	N
Lameness	Gear Checker must report to Judge / TD / Steward for their deliberation as to whether the combination may continue			Hoof boot with exposed heel bulbs (e.g. Scoot Boots) – must be all black	Y
			Whiskers	Horses with shaved or trimmed whiskers will NOT be Permitted to compete or take part in any Pony Club Activity (enforced July 2021)	N


Saddlery					
Y = YES M = MANDATORY N = NO					
Australian Cheeker		Y	Running or Draw Reins		N
Bit Guards		Y	Riding Reins	<ul style="list-style-type: none"> Attached directly to bit - Y Two reins Equalisers – Y Roundings – Y Grass Reins/Anti Grazing Strap - N Balancing Reins - Novice classes and riders under 10yrs only – Y 	
Breastplates		Y			
Bits/Bitless	See the back of these Precis/bitless permitted. Need 2 rally approval/sign off from chief coach				
Bridle	Leather – Y Synthetic – Y		Saddle	<ul style="list-style-type: none"> English style (Dressage / All Purpose / Jump) - Y Western style - Y No horn permitted Stock / Poley – Y Pony pad / Child / Wintec Kid (rider <7yrs) – Y Treeless – Y * see appendix 9 in rules 	
Bridle Type	<ul style="list-style-type: none"> English style - Y Barcoo / Stock - Y Bosal / Hackamore / Bitless – N Micklem / Ergonomic style, no clips, with throat lash, no elastic inserts Y 				
Chin Straps (bridle)		N	Stirrup Irons	<ul style="list-style-type: none"> Metal (inc Aluminum) or carbon polymer - Y Pure Nickel – Y Black / silver / brass / colour – Y Straight / Fillis / Safety Irons – Y Peacock Irons – Y Hinged Spring / Kwik Outs - Y Bostocks - N Toe stoppers – Y Clogs, rider 7yrs or under – Y 	
Cruppers		Y			
Curb Straps / Chain		N			
Ear Covers / Bonnets/Compression Hoods		Y			
Fly Veils (horse)		N			
Anti Grazing/Grass Reins/Balance reins- *Exception Riders 12 years and under may use at competitions		N			

Horse Bandages	General Purpose /Polo Bandages - with padding, using a blanket stitch from top to bottom. (Taped not permitted)	Y	Saddle Cloth/s	Club / zone colours, edging in club or zone colours, white. A maximum of two saddlecloths Or <ul style="list-style-type: none">One saddle cloth with or without a riser padA cool mesh pad/gel used with either of the above options	M
Horse Boots		Y	Stirrup Iron Fit	When the broadest part of the boot is in the stirrup iron, there must be a minimum total of 1.5cm, a maximum total gap of 2cm, between boot and bar	
Market Harborough or German Martingale		N			
Martingales **not permitted when fitted with adjustable games reins**		Y			
Monkey Grips		Y			
Noseband		Y	Whips		N

Precis - Novelties / PPMG / PC Mount / Vaulting										
Permitted Cheekpieces	Loose ring		D-Ring		Eggbutt		Loose ring eggbutt		DC Morgan Plain	
	Full Cheek		Tom Thumb		Half Cheek		Winged		Kimberley Dee	
	Fulmer / FM		Baucher							
Permitted Mouthpieces	Mullen metal		Single jointed		2 joints french link		WTP (NP) Lozenge		Ported Barrel	
	Rigid plastic/rubber inner cable		Single rotary joint		2 joints 1 roller/rotating		2 rotary joints		Buster Roller	
	Low Port Mouth		Single joint copper roller		Myler Level 1 MB02		2 joints rubber / plastic covering		McHardy	
	Wavy mouthpiece		Single jointed multiple rollers		2 joints lozenge		Elliptical		Control Plate	
	Happy Tongue		Single joint rubber / plastic covering		2 joints, lozenge, forward arching		Barrel 20/30 roller		Bomber Blue Mullen	
	Bomber Blue									



Wilkie



Precis (SUMMARY of the RULES) – Show Horse / Hacking					
Rider Uniform and Attire					
Y = YES M = MANDATORY N = NO					
Air Vest		Y	Medic Alert Style Bracelet / band Mobile phones – whilst mounted		Y N
Body Protectors		Y	Jodhpurs / Breeches / Trousers / Moleskins	Beige / Fawn / Bone / White/Black/Navy	M
Boots	English style, black/brown in colour, smooth tread, short or long	M	Jumper	V-necked, club or zone colours, sleeveless / full sleeves	Y
Chaps / Gaiters	Leather, Leather-like	Y	Logos	PC Riders	N
Chappettes	Suede, Velvet, Felt –must have a zip fastener	Y	Nails - Long nails		Y
Formal Pony Club Uniform		Y	PC Badge	When worn, with Proficiency disc	Y
Glasses		Y	Polo / Rugby tops	When worn, with long sleeves	N
Gloves		Y	Rider Weight	Rider dressed to ride with gear must not weigh more than 20% of horse/pony's weight	Y
Hair of Rider	Hair below shoulder level must be tied back neatly so it does not obscure any competition numbers	M	Shirts	Short sleeve, worn under long sleeve jumper. Club or zone colours	Y
Approved Helmet Standards	AS/NZS3838 2006 / ARB HS with SAI Global mark / PAS 015 with BSI Kitemark / VG1 01.040: 2014-12 with BSI Kitemark / ASTM F1163: 2004a or 04a with SEI mark / SNELL E2001 / EN1384 with CE mark year of manufacture 2014 or 2015 only. 	M	Shirts	Long sleeve with or without jumper / vest. Club or zone colours	M
Helmet Peaks	Permitted	Y	Spurs	Smooth, shank no more than 4.5cm, point down and to the rear (measure from back of boot)	Y
Jewellery: Earrings	Studs less than 5mm	Y	Sunglasses		Y
Jewellery: Earrings	Studs more than 5mm - must be taped over, no other type of earring is permitted	Y	Ties	Club / zone colours	Y
Jewellery: Necklaces		N	Wet Weather Gear –no loose flapping parts (including hoods) that could frighten a horse or snag on objects		Y
Jewellery: Rings Jewellery: Watches	Must wear gloves/be taped Normal Wristwatches – No smart watches permitted	Y			

Horse / Pony Turnout					
Y = YES M = MANDATORY N = NO					
Age	From the beginning of the calendar year in which it turns 5 years (rising 5).	Y	Hooves and Hoof Care	Unshod	Y
	From the beginning of the calendar year in which it turns 4 years (rising 4) or younger	N		Shod with even numbers on hooves i.e. 2 shoes on front only / 2 shoes on back / 4 shoes	Y
				Picked out	M
Blood (Wet / Dry) (Mouth / Nostrils / Spur Area)	Gear Checker must report to Judge / TD / Steward for their deliberation as to whether the combination may continue			Shod with uneven numbers on hooves i.e. 1 shoe, 3 shoes	N
Injuries (Swellings, wounds, injuries)	Gear Checker must report to Judge / TD / Steward for their deliberation as to whether the combination may continue			Loose / Risen clenches / Severely split / Severely chipped / Lack of recent care	N
Lameness	Gear Checker must report to Judge / TD / Steward for their deliberation as to whether the combination may continue			Hoof boot with exposed heel bulbs (e.g. Scoot Boots) – must be all black	Y
			Mane / Forelock	Plaiting optional (Unless stated otherwise in entry pack)	Y
			Whiskers	Horses with shaved or trimmed whiskers will NOT be Permitted to compete or take part in any Pony Club Activity (enforced July 2021)	N


Saddlery					
Y = YES M = MANDATORY N = NO					
Australian Cheeker		Y	Running or Draw Reins		N
Bit Guards		Y	Riding Reins	<ul style="list-style-type: none"> Attached directly to bit - Y Double bridle where permitted, two reins - Y Equalisers – N Roundings - N 	
Breastplates		Y			
Bits /Bitless	See the back of these Precis/bitless permitted. Need 2 rally approval/sign off from chief coach				
Bridle	Leather – Y Synthetic – Y		Saddle	<ul style="list-style-type: none"> English style (Dressage / All Purpose / Jump) - Y Western style - Y No horn permitted Stock / Poley – Y Pony pad / Child / Wintec Kid (rider <7yrs) – Y Treeless - Y * see appendix 9 in rules 	
Bridle Type	<ul style="list-style-type: none"> English style - Y Barcoo / Stock - Y Bosal /Hackamore / Bitless – N Micklem / Ergonomic style, no clips, with throat lash, no elastic inserts Y 				
Chin Straps (bridle)		N	Stirrup Irons	<ul style="list-style-type: none"> Metal (inc Aluminum) or carbon polymer - Y Pure Nickel – Y Black / silver / brass / colour – Y Straight / Fillis / Safety Irons – Y Peacock Irons – Y Hinged Spring / Kwik Outs – Y 	
Cruppers		Y			
Curb Straps / Chain		N			
Ear Covers / Bonnets		Y			

Fly Veils (horse)		N		<ul style="list-style-type: none"> Bostocks – Y Toe stoppers – Y Clogs, rider 7yrs or under – Y 	
Anti Grazing/Grass Reins/Balance reins- *Exception Riders 12 years and under may use at competitions		N			
Horse Bandages	General Purpose /Polo Bandages - with padding, using a blanket stitch from top to bottom. (Taped not permitted)	N	Saddle Cloth/s	Club / zone colours, edging in club or zone colours, white. Numnahs A maximum of two saddlecloths Or <ul style="list-style-type: none"> One saddle cloth with or without a riser pad A cool mesh pad/gel used with either of the above options 	M
Horse Boots		N	Stirrup Iron Fit	When the broadest part of the boot is in the stirrup iron, there must be a minimum total of 1.5cm, a maximum total gap of 2cm, between boot and bar	
Market Harborough or German Martingale		N			
Martingales		N			
Monkey Grips		Y			
Noseband		Y	Whips	Ponies under 14.2hh up to 100cm Pony/Horse 14.2hh and over up to 120cm	Y
Running or Draw Reins		N			

Precis - Show Horse / Hacking										
Permitted Cheekpieces	Loose ring		D-Ring		Hanging Cheek		Eggbutt 2.5 ring		T-Bar 3-ring	
	Full Cheek		Tom Thumb		DC Morgan Slotted		Williams		Williams 4-Ring	
	Fulmer / FM		Baucher		Bomber Kimbelwick (no curb chain)		Williams Wilkie		Pessoa / Dutch 4-ring	
	Eggbutt		Loose ring eggbutt		Wilkie		Univ ersal		Tay lor Tom Thumb	
	Half Cheek		Winged		Univ ersal Wilkie		Pessoa / Dutch 3-ring		Williams Univ ersal	
	Kimberley Dee		DC Morgan Plain							
Permitted Mouthpieces	Mullen metal		Single jointed		2 joints french link		WTP (NP) Lozenge		Barrel 20/30 roller	
	Rigid plastic/rubber inner cable		Single rotary joint		2 joints 1 roller/rotating		2 rotary joints		Ported Barrel	
	Low Port Mouth		Single joint copper roller		My ler Lev el 1 MB02		2 joints rubber / plastic cov ering		Buster Roller	
	Wav y mouthpiece		Single jointed multiple rollers		2 joints lozenge		2 joints Dr Bristol		McHardy	
	Happy Tongue		Single joint rubber / plastic cov ering		2 joints, lozenge, forw ard arching		Eliptical		Control Plate	
	Bomber Blue									
	Bomber Blue Mullen									
Permitted Bits	Pelham		with ->	Mullen		Port Mouth		Happy Tongue		Mouthpieces to be made of materials compliant as per our Rules
	Kimbelwick plain		with ->	Mullen		Port Mouth		Happy Tongue		
	Kimbelwick slotted		with ->	Mullen		Port Mouth		Happy Tongue		
	Rugby pelham		with ->	Mullen		Port Mouth		Happy Tongue		



Wilkie









































Precis (SUMMARY of the RULES) – PC Mount					
Rider Uniform and Attire					
Y = YES M = MANDATORY N = NO					
Air Vest		Y	Medic Alert Style Bracelet / band Mobile phones –whilst mounted		Y N
Body Protectors		Y	Jodhpurs / Breeches / Trousers / Moleskins	Beige / Fawn / Bone / White /Black/Navy	M
Boots	English style, black/brown in colour, smooth tread, short or long	M	Jumper	V-necked, club or zone colours, sleeveless / full sleeves	M
Chaps / Gaiters	Leather, Leather-like	Y	Logos	PC Riders	N
Chappettes	Suede, Velvet, Felt –must have a zip fastener	Y	Nails - Long nails		N
Formal Pony Club Uniform		M	PC Badge	When worn, with Proficiency disc	Y
Glasses		Y	Polo / Rugby tops	When worn, with long sleeves	N
Gloves		Y	Rider Weight	Rider dressed to ride with gear must not weigh more than 20% of horse/pony's weight	Y
Hair of Rider	Hair below shoulder level must be tied back neatly so it does not obscure any competition numbers	M	Shirts	Short sleeve, worn under long sleeve jumper. Club or zone colours	Y
Approved Helmet Standards	ASNZS3838 2006 / ARB HS with SAI Global mark / PAS 015 with BSI Kitemark / VG1 01.040: 2014-12 with BSI Kitemark / ASTM F1163: 2004a or 04a with SEI mark / SNELL E2001 / EN1384 with CE mark year of manufacture 2014 or 2015 only. 	M	Shirts	Long sleeve with or without jumper / vest. Club or zone colours	M
Helmet Peaks	Permitted	Y	Spurs	Smooth, shank no more than 4.5cm, point down and to the rear (measure from back of boot)	N
Jewellery: Earrings	Studs less than 5mm	N	Sunglasses		Y
Jewellery: Earrings	Studs more than 5mm - must be taped over, no other type of earring is permitted	N	Ties	Club / zone colours	M
Jewellery: Necklaces		N	Wet Weather Gear –no loose flapping parts (including hoods) that could frighten a horse or snag on objects		Y
Jewellery: Rings Jewellery: Watches	Must wear gloves/be taped Normal Wristwatches – No smart watches permitted	Y			

Horse / Pony Turnout					
Y = YES M = MANDATORY N = NO					

Age	From the beginning of the calendar year in which it turns 5 years (rising 5).	Y	Hooves and Hoof Care	Unshod	Y
	From the beginning of the calendar year in which it turns 4 years (rising 4) or younger	N		Shod with even numbers on hooves i.e. 2 shoes on front only / 2 shoes on back / 4 shoes	Y
Blood (Wet / Dry) (Mouth / Nostrils / Spur Area)	Gear Checker must report to Judge / TD / Steward for their deliberation as to whether the combination may continue			Picked out	M
Injuries (Swellings, wounds, injuries)	Gear Checker must report to Judge / TD / Steward for their deliberation as to whether the combination may continue			Shod with uneven numbers on hooves i.e. 1 shoe, 3 shoes	N
Lameness	Gear Checker must report to Judge / TD / Steward for their deliberation as to whether the combination may continue			Loose / Risen clenches / Severely split / Severely chipped / Lack of recent care	N
			Hoof boot with exposed heel bulbs (e.g. Scoot Boots) – must be all black	Y	
			Whiskers	Horses with shaved or trimmed whiskers will NOT be Permitted to compete or take part in any Pony Club Activity (enforced July 2021)	N

Saddlery							
Y = YES M = MANDATORY N = NO							
Australian Cheeker			Y	Running or Draw Reins		N	
Bit Guards			Y	Riding Reins	<ul style="list-style-type: none">Attached directly to bit - YEqualisers – NRoundings - N		
Breastplates			Y				
Bits/Bitless	See the back of these Precis/bitless permitted Need 2 rally approval/sign off from chief coach						
Bridle	Leather – Y Synthetic – Y						
Bridle Type	<ul style="list-style-type: none">English style - YBarcoo / Stock - YBosal /Hackamore / Bitless – NMicklem / Ergonomic style, no clips, with throat lash, no elastic inserts Y			Saddle	<ul style="list-style-type: none">English style (Dressage / All Purpose / Jump) - YWestern style - Y No horn permittedStock / Poley – YPony pad / Child / Wintec Kid (rider <7yrs) – YTreeless - Y * see appendix 9 in rules		
Chin Straps (bridle)			N	Stirrup Irons	<ul style="list-style-type: none">Metal (inc Aluminum) or carbon polymer - YPure Nickel – YBlack / silver / brass / colour – YStraight / Fillis / Safety Irons – YPeacock Irons - YHinged Spring / Kwik Outs - YBostocks - NToe stoppers – YClogs, rider 7yrs or under – Y		
Cruppers			Y				
Curb Straps / Chain			N				
Ear Covers / Bonnets /Compression Hood Shadow Roll			Y				
Fly Veils (horse)			N				
Anti Grazing/Grass Reins/Balance reins- *Exception Riders 12 years and under may use at competitions			N				
Horse Bandages	General Purpose /Polo Bandages - with padding, using a blanket stitch from top to bottom. (Taped not permitted)		Y	Saddle Cloth/s	Club / zone colours, edging in club or zone colours, white. Numnahs A maximum of two saddlecloths Or		M

				<ul style="list-style-type: none"> One saddle cloth with or without a riser pad A cool mesh pad/gel used with either of the above options 	
Horse Boots	Y				
Market Harborough or German Martingale	N				
Martingales	N				
Monkey Grips	Y				
Noseband	Y				
Running or Draw Reins	N				

Precis - Novelties / PPMG / PC Mount / Vaulting										
Permitted Cheekpieces	Loose ring		D-Ring		Eggbutt		Loose ring eggbutt		DC Morgan Plain	
	Full Cheek		Tom Thumb		Half Cheek		Winged		Kimberley Dee	
	Fulmer / FM		Baucher							
Permitted Mouthpieces	Mullen metal		Single jointed		2 joints french link		WTP (NP) Lozenge		Ported Barrel	
	Rigid plastic/rubber inner cable		Single rotary joint		2 joints 1 roller/rotating		2 rotary joints		Buster Roller	
	Low Port Mouth		Single joint copper roller		Myler Level 1 MB02		2 joints rubber / plastic covering		McHardy	
	Wavy mouthpiece		Single jointed multiple rollers		2 joints lozenge		Elliptical		Control Plate	
	Happy Tongue		Single joint rubber / plastic covering		2 joints, lozenge, forward arching		Barrel 20/30 roller		Bomber Blue Mullen	
	Bomber Blue									



Precis (SUMMARY of the RULES) – Hickstead / Hunter Trials					
Rider Uniform and Attire					
Y = YES M = MANDATORY N = NO					
Air Vest		Y	Medic Alert Style Bracelet / band Medical armband – recommended only Mobile phones –whilst mounted		Y N
Body Protectors – Beta :2009 or Beta:2018 – Level 3 EN13158:2009 and EN13158:2018 Level 3		M	Jodhpurs / Breeches / Trousers / Moleskins	Beige / Fawn / Bone / White/Black/Navy	Y
Boots	English style, black/brown in colour, smooth tread, short or long	M	Jumper	V-necked, club or zone colours, sleeveless / full sleeves	Y
Chaps / Gaiters	Leather, Leather-like	Y	Logos	PC Riders	N
Chappettes	Suede, Velvet, Felt –must have a zip fastener	Y	Nails - Long nails		Y
Formal Pony Club Uniform –mandatory for state championships		Y	PC Badge	When worn, with Proficiency disc	Y
Hickstead: Rider dress themed or free choice of colours for riding attire		Y	Polo / Rugby tops	When worn, with long sleeves	Y
Glasses		Y	Rider Weight	Rider dressed to ride with gear must not weigh more than 20% of horse/pony's weight	Y
Gloves		Y			
Hair of Rider	Hair below shoulder level must be tied back neatly so it does not obscure any competition numbers	M	Shirts	Short sleeve, worn under long sleeve jumper. Club or zone colours	Y
Approved Helmet Standards	AS/NZS3838 2006 / ARB HS with SAI Global mark / PAS 015 with BSI Kitemark / VG1 01.040: 2014-12 with BSI Kitemark / ASTM F1163: 2004a or 04a with SEI mark / SNELL E2001 / EN1384 with CE mark year of manufacture 2014 or 2015 only. 	M	Shirts	Long sleeve with or without jumper / vest. Club or zone colours	Y
Helmet Peaks	Permitted	Y	Spurs	Smooth, shank no more than 4.5cm, point down and to the rear (measure from back of boot)	Y
Jewellery: Earrings	Studs less than 5mm	Y	Sunglasses		Y
Jewellery: Earrings	Studs more than 5mm - must be taped over, no other type of earring is permitted	Y	Ties	Club / zone colours	Y
Jewellery: Necklaces		N	Wet Weather Gear –no loose flapping parts (including hoods) that could frighten a horse or snag on objects		Y
Jewellery: Rings Jewellery: Watches	Must wear gloves/be taped Normal and stopwatch – No smart watches permitted	Y	Competition number and A 4 size bib Bridle number and or saddlecloth number must be visible on both sides of the horse		M

Horse / Pony Turnout					
Y = YES M = MANDATORY N = NO					
Age	From the beginning of the calendar year in which it turns 5 years (rising 5).	Y	Hooves and Hoof Care	Unshod	Y
	From the beginning of the calendar year in which it turns 4 years (rising 4) or younger	N		Shod with even numbers on hooves i.e. 2 shoes on front only / 2 shoes on back / 4 shoes	Y
				Picked out	M
Blood (Wet / Dry) (Mouth / Nostrils / Spur Area)	Gear Checker must report to Judge / TD / Steward for their deliberation as to whether the combination may continue			Shod with uneven numbers on hooves i.e. 1 shoe, 3 shoes	N
Injuries (Swellings, wounds, injuries)	Gear Checker must report to Judge / TD / Steward for their deliberation as to whether the combination may continue			Loose / Risen clenches / Severely split / Severely chipped / Lack of recent care	N
Lameness	Gear Checker must report to Judge / TD / Steward for their deliberation as to whether the combination may continue			Hoof boot with exposed heel bulbs (e.g. Scoot Boots) – must be all black	Y
			Whiskers	Horses with shaved or trimmed whiskers will NOT be Permitted to compete or take part in any Pony Club Activity (enforced July 2021)	N

Saddlery					
Y = YES M = MANDATORY N = NO					
Australian Cheeker		Y	Running or Draw Reins		N
Bit Guards		Y	Riding Reins	<ul style="list-style-type: none">Attached directly to bit - YTwo reins – YEqualisers – YRoundings - Y	
Breastplates		Y			
Bits/Bitless	See the back of these Precis/bitless permitted. Need 2 rally approval/sign off from chief coach				
Bridle	Leather – Y Synthetic – Y				
Bridle Type	<ul style="list-style-type: none">English style - YBarcoo / Stock - YBosal /Hackamore / Bitless – NMicklem / Ergonomic style, no clips, with throat lash, no elastic inserts Y		Saddle	<ul style="list-style-type: none">English style (Dressage / All Purpose / Jump) - YWestern style - Y No horn permittedStock / Poley – Y Not suitable for high jumpingPony pad / Child / Wintec Kid (rider <7yrs) –YTreeless - Y * see appendix 9 in rules	
Chin Straps (bridle)		Y	Stirrup Irons	<ul style="list-style-type: none">Metal (inc Aluminum) or carbon polymer - YPure Nickel – YBlack / silver / brass / colour –YStraight / Fillis / Safety Irons – YPeacock Irons – YHinged Spring / Kwik Outs – Y	
Cruppers		Y			
Curb Straps / Chain		Y			
Ear Covers / Bonnets /Compression Hood Shadow Roll		Y			


Fly Veils (horse)		N		<ul style="list-style-type: none"> Bostocks – Y Toe stoppers – Y Clogs, rider 7yrs or under – Y 	
Anti Grazing/Grass Reins/Balance reins- <i>*Exception Riders 12 years and under may use at competitions</i> <i>Jumps can be no higher than 30cm</i>		N			
Horse Bandages	General Purpose /Polo Bandages - with padding, using a blanket stitch from top to bottom. (Taped not permitted)	N	Saddle Cloth/s	Club / zone colours, edging in club or zone colours, white. A maximum of two saddlecloths Or <ul style="list-style-type: none"> One saddle cloth with or without a riser pad A cool mesh pad/gel used with either of the above options 	Y
Horse Boots		Y	Stirrup Iron Fit	When the broadest part of the boot is in the stirrup iron, there must be a minimum total of 1.5cm, a maximum total gap of 2cm, between boot and bar	
Market Harborough or German Martingale		N			
Martingales		Y			
Monkey Grips		Y			
Noseband <i>–If noseband is used with any bit with a chain, any lower strap must be removed.</i> <i>(eg. Hanovarian, Drop, Grackle etc. noseband)</i>		Y	Whips	General purpose whip to 75cm with flap	Y
Running or Draw Reins		N			

Precis - Any XC / Any SJ / Hickstead / Hunter Trials										
Permitted Cheekpieces	Loose ring		D-Ring		Hanging Cheek		Eggbutt 2.5 ring		T-Bar 3-ring	
	Full Cheek		Tom Thumb		DC Morgan Slotted		Williams		Williams 4-Ring	
	Fulmer / FM		Baucher		Bomber Kimbelwick (no curb chain)		Williams Wilkie		Pessoa / Dutch 4-ring	
	Eggbutt		Loose ring eggbutt		Wilkie		Univ ersal		Tay lor Tom Thumb	
	Half Cheek		Winged		Univ ersal Wilkie		Pessoa / Dutch 3-ring		Williams Univ ersal	
	Kimberley Dee		DC Morgan Plain							
Permitted Mouthpieces	Mullen metal		Single jointed		2 joints french link		WTP (NP) Lozenge		Barrel 20/30 roller	
	Rigid plastic/rubber inner cable		Single rotary joint		2 joints 1 roller/rotating		2 rotary joints		Ported Barrel	
	Low Port Mouth		Single joint copper roller		My ler Lev el 1 MB02		2 joints rubber / plastic covering		Buster Roller	
	Wav y mouthpiece		Single jointed multiple rollers		2 joints lozenge		2 joints Dr Bristol		McHardy	
	Happy Tongue		Single joint rubber / plastic covering		2 joints, lozenge, forward arching		Elliptical		Control Plate	
	Bomber Blue									
	Bomber Blue Mullen									
Permitted Bits	Pelham		with ->	Mullen		Port Mouth		Happy Tongue		Mouthpieces to be made of materials compliant as per our Rules
	Kimbelwick plain		with ->	Mullen		Port Mouth		Happy Tongue		
	Kimbelwick slotted		with ->	Mullen		Port Mouth		Happy Tongue		
	Rugby pelham		with ->	Mullen		Port Mouth		Happy Tongue		



Precis (SUMMARY of the RULES) – Vaulting

Vaulting Barrel			
Dimensions	Height: 48" or sufficient for seated vaulters legs to sing free of the ground. Width: 20"-23" Length: 53" or 1.5 drums	Construction	Handles: 18" (1/3rd total length of barrel) back from front 89" apart, 7" wide, 2 ¾" high. Handles may be made from ¾" solid rod, canted 35o forward, if handles are welded on, use heavy gauge barrel.
Padding of Barrel	Carpet-rubber-backed, dense pile, industrial/commercial, hard but not slick finish. Layer carpet between ridges and tape/glue down, second layer, cover all, add third layer if desired. Legs may also be covered. Cover the entire barrel with a washable cover. <i>Diagrams in Section 2 (Guidelines).</i>		Legs: Design is optional; however, legs must not project beyond sides of barrel. Use 1 ¼" heavy gauge round pipe. Where possible box tubing to be padded. <i>Diagrams in Section 2 (Guidelines).</i>

Vaulting on the Barrel					
Y = YES M = MANDATORY N = NO					
Footwear	Riding boots or vaulting shoes. Flexible, no slip sole with no heel	M	Jodhpurs / Breeches / Trousers / Moleskins / Tights	Beige / Bone / Fawn / White /Dark coloured / Bright coloured	Y
Glasses		Y	Jumpers	V-necked, Club / Zone, Sleeveless / Full length sleeves	Y
Gloves		Y	Leotards	Long sleeves, in club / zone colours	Y
Hair of Vaultor	Hair below shoulder level must be tied back neatly so it does not obscure any competition numbers	M	Logos	See "Rules for Logo s.	
Helmet Peaks	Fixed or detachable	N	Mobile phones –whilst mounted Nails – Long nails		N Y
Helmets	ASNZS3838 2006 / ARB HS with SAI Global mark / PAS 015 with BSI Kitemark / VG1 01.040: 2014-12 with BSI Kitemark / ASTM F1163: 2004a or 04a with SEI mark / SNELL E2001 / EN1384 with CE mark year of manufacture 2014 or 2015 only. 	M	Polo / Rugby Tops (<i>tucked into pants and made form fitting for freedom of movement</i>)	Club/Zone colours required	Y
				Long sleeves	Y
Jewelry: Earrings	Studs less than 5mm - Y Studs more than 5mm - must be taped over, no other type of earring is permitted No necklaces permitted	Y	Rider Weight	Rider dressed to ride with gear must not weigh more than 20% of horse/pony's weight	Y
Jewelry: Rings Jewelry: Watches		N N	Shirts (<i>tucked into pants and made form fitting</i>)	Short sleeve/sleeveless, when worn with jumper/jacket. In club / zone colours	Y

			<i>for freedom of movement)</i>	Long sleeve with or without jumper/jacket/vest. In club / zone colours	Y
Jewelry – <i>Medic-Alert Bracelets</i>	Or equivalent bracelet to alert for medical conditions. Must be taped and disc visible.	Y	Spurs	Smooth, shank <4.5cm points down / to rear	N
			Sunglasses		Y
Vaulter number	Fitted to outer leg, arm or back	M	Ties	Club/Zone colours	Y

Vaulting Horse Lunger

Y = YES M = MANDATORY N = NO

Dress	As per vaulter or officials recommended dress, club / zone colours	Y	Gloves		M
			Helmet	As per vaulter	M
Footwear	As per vaulter or officials recommended footwear (closed in, work boot style)	Y	Number	Fitted to outer leg, arm or back	M

Vaulter on the Horse

Y = YES M = MANDATORY N = NO

Footwear	Riding boots or vaulting shoes. Flexible, no slip sole with no heel	M	Jodhpurs / Breeches / Trousers / Moleskins / Tights	Beige / Bone / Fawn / White /Dark coloured / Bright coloured	Y
Glasses		Y	Jumpers	V-necked, Club / Zone, Sleeveless / Full length sleeves	Y
Gloves		Y	Leotards	Long sleeves, in club / zone colours	Y
Hair of Vaulter	Hair below shoulder level must be tied back neatly so it does not obscure any competition numbers	M	Logos	See "Rules for Logo's.	
Helmet Peaks	Fixed or detachable	N	Mobile phones Nails -Long		N Y
Helmets	ASNZS3838 2006 / ARB HS with SAI Global mark / PAS 015 with BSI Kitemark / VG1 01.040: 2014-12 with BSI Kitemark / ASTM F1163: 2004a or 04a with SEI mark / SNELL E2001 / EN1384 with CE mark year of manufacture 2014 or 2015 only. 	M	Polo / Rugby Tops (<i>tucked into pants and made form fitting for freedom of movement</i>)	Club/Zone colours required	Y
				Long sleeves	Y
Jewelry: Earrings	Studs less than 5mm - Y Studs more than 5mm - must be taped be taped over, no other type of earring is permitted No necklaces permitted	Y	Rider Weight	Rider dressed to ride with gear must not weigh more than 20% of horse/pony's weight	Y
Jewelry: Rings	Must be removed or taped and covered by gloves	N	Shirts (<i>tucked into pants and made form</i>	Short sleeve/sleeveless, when worn with jumper/jacket. In club / zone colours	Y






































			<i>fitting for freedom of movement)</i>	Long sleeve with or without jumper/jacket/vest. In club / zone colours	Y
Jewelry – <i>Medic-Alert Bracelets</i>	Or equivalent bracelet to alert for medical conditions. Must be taped and disc visible.	Y	Spurs	Smooth, shank <4.5cm points down / to rear	N
Vaulter Number	Fitted to outer leg, arm or back	M	Sunglasses		Y

Horse / Pony Turnout					
Y = YES M = MANDATORY N = NO					
Age	From the beginning of the calendar year in which it turns 5 years (rising 5).	Y	Hooves and Hoof Care	Unshod	Y
	From the beginning of the calendar year in which it turns 4 years (rising 4) or younger	N		Shod with even numbers on hooves i.e. 2 shoes on front only / 2 shoes on back / 4 shoes	Y
				Picked out	M
Blood (Wet / Dry) (Mouth / Nostrils / Spur Area)	Gear Checker must report to Judge / TD / Steward for their deliberation as to whether the combination may continue			Shod with uneven numbers on hooves i.e. 1 shoe, 3 shoes	N
Injuries (Swellings, wounds, injuries)	Gear Checker must report to Judge / TD / Steward for their deliberation as to whether the combination may continue			Loose / Risen clenches / Severely split / Severely chipped / Lack of recent care	N
Lameness	Gear Checker must report to Judge / TD / Steward for their deliberation as to whether the combination may continue			Hoof boot with exposed heel bulbs (e.g. Scoot Boots) – must be all black	Y
			Whiskers	Horses with shaved or trimmed whiskers will NOT be Permitted to compete or take part in any Pony Club Activity (enforced July 2021)	N

Saddlery for the Lunged Horse in Vaulting					
Y = YES M = MANDATORY N = NO					
Best practice is that a session should include no more than 10/15 minutes lunged either side with vaulters before the horse is given a break with consideration paid to horse fitness and the conditions (environmental and surface).					
Bit Guards	Smooth, no spikes or burrs	Y	Number	Fitted to outer leg, arm or back	M
Bits	As for Dressage	M	Lunge Rein	Attach to center ring of Lungeing Cavesson. In good condition, no knots or frayed.	M
Bridle	English style, leather / synthetic, fitted preferably with a lunge cavesson	Y	Lunge Whip	In good condition, particularly at join of handle and thong, have a tassel at the end of the thong.	M
Ear Covers / Bonnets	Must not cover eyes, must not be attached to noseband, club / zone colours recommended	Y	Side Reins	Two side reins permitted, fitted for comfort	Y
Horse Bandages (legs)	General Purpose Bandages - with padding, be stitched, using a blanket stitch from top to bottom. (Taped not permitted)	M	Vaulting Back Pad	Max 80cm from back edge of surcingle's to the back. Max 25 cm from front edge of the surcingle's to neck. Max. 90 cm from side to side the lowest point to lowest point if	M

	Polo Bandages - using a blanket stitch from top to bottom. (Taped not permitted)	M		checked on the horse, allowed tolerance <3cm. Max. 3cm thick including cover. Max total length no more than 25cm in front of surcingle's. <i>Diagram in Section 2 (Guidelines)</i>	
Horse Boots (legs)	Total weight /boot <500gm, can't be over-tensioned, inside smooth, fastening on outside & face backwards	M			

Precis - Novelties / PPMG / PC Mount / Vaulting

Permitted Cheekpieces	Loose ring		D-Ring		Eggbutt		Loose ring eggbutt		DC Morgan Plain	
	Full Cheek		Tom Thumb		Half Cheek		Winged		Kimberley Dee	
	Fulmer / FM		Baucher							
Permitted Mouthpieces	Mullen metal		Single jointed		2 joints french link		WTP (NP) Lozenge		Ported Barrel	
	Rigid plastic/rubber inner cable		Single rotary joint		2 joints 1 roller/rotating		2 rotary joints		Buster Roller	
	Low Port Mouth		Single joint copper roller		Myler Level 1 MB02		2 joints rubber / plastic covering		McHardy	
	Wavy mouthpiece		Single jointed multiple rollers		2 joints lozenge		Elliptical		Control Plate	
	Happy Tongue		Single joint rubber / plastic covering		2 joints, lozenge, forward arching		Barrel 20/30 roller		Bomber Blue Mullen	
	Bomber Blue	