



## ADDENDUM 1 of 1 to the National Gear Rules 2022 Edition

Issued November 2022

This summary sheet should be consulted by anyone using the July 2022 edition of the PCA National Gear Rules, which apply to all Pony Club members throughout Australia when training (eg rallies, musters, camps) and competing.

It clarifies some rules, and lists newly approved equipment.

The 2023 edition was issued in November and became effective from November 21, 2022. It contains these addendum updates. The National Gear Rules 2023 edition, and the latest addendums available, can be found on the PCA website under 'Sports'. <https://ponyclubaustralia.com.au/sports/national-gear-rules/>


### General







Name	Item No.	Change
Introduction	Page 6	<b>Change:</b> Paragraph 2 now says: <b>Addenda:</b> Because new products are always coming on the market, there will be an annual review of gear rules by the National Gear Committee in October each year. A new issue of the National Gear Rules dated for the coming year will be printed, announced widely to members and officials, and placed on the PCA website. Changes that will not wait 12 months will be put in an addendum which will be issued the same way, with the latest addendum on the website. After November 2022 for example, members do not need to use the 2023 edition if they have 2022 edition AND the latest addendum issued for the 2022 edition, from the PCA website. <b>Addition:</b> Under Complying with the Rules: Gear which is not included in the PCA National Gear Rules cannot be used. See the section below, Gear Exemption Forms, regarding applying for Exemption.
Exemption process	Page 7	<b>Clarification:</b> Members will receive an email when their exemption application has been considered. Approved exemptions will be in JustGo under 'Credentials' for the rider to print out. <b>Change:</b> Exemption forms must be submitted by the online (Jotform) option. (The pdf version to download has been removed so the 1-3 week processing deadline can be met. The Jotform goes straight to the subcommittee processing the applications, and the state office.)
Group C	Page 8	Group C (Dressage) now includes the dressage disciplines of musical rides and quadrille here, which were previously in Group G.


## Section 1: Rider attire

Name	Item No.	Change
Formal Uniform	Page 10	<b>Addition:</b> Group D (Showjumping, Jumping equitation) has been added to the list of high level events.
Body protectors	1.04	<b>Definition of standards has been clarified to:</b> <ul style="list-style-type: none"> <li>BETA:2009 or BETA:2018 - Level 3</li> <li>EN13158:2009 and EN13158:2018 - Level 3</li> </ul> <b>Addition:</b> It is recommended body protectors be replaced every five years. 2009 Level 3 models are acceptable until the end of 2024 if in good condition.
Boots (footwear)	1.05	<b>Addition:</b> Roper/Redwing/Thomas Cook styled 'cowboy' boots in black or brown can be worn but only with jeans or stockman-cut trousers. Pants must cover the top of the boots; no tucking pants into boots. Maximum boot height is 30 cm/12inches. They must meet the required clearance in stirrups (2.27.1) and must be flat heel, not Cuban heel.
Jodhpurs and pants	1.17	Neutral colours for jodhpurs and pants now includes black and navy.
Coats	1.32 Wet weather gear	<b>Addition of hoods:</b> Wet or cold weather gear should not have any loose flapping parts (including hoods) that could frighten a horse or snag on objects.
Competition numbers	1.08	<b>Addition:</b> Bridle number and/or saddlecloth number must be visible on both sides of the horse.
Rings	1.16 Jewellery	<b>Change:</b> The wording for rings now says: Riders wearing rings must remove them or wear gloves. Plain flat bands can be taped or covered by gloves.

## Section 2: Saddlery



Name	Item No.	Change
Breastplates	2.06	<b>Addition of words shown here in italic</b> Martingale rings cannot be added to a breastplate for dressage (Group C) <i>'or campdrafting or activities involving cattle, polocrosse, lungeing and vaulting.'</i>
Bitless bridles	2.08.1	<b>Addition:</b> Bitless bridle use is under review. Until now, these were only able to get an exemption for rally/muster use. At this stage they still need an exemption form but may now be permitted for competition after approval (on a case by case basis) by the Gear Exemption committee.
Compression hoods	2.10.2	Compression hoods are under review. Currently only permitted for fancy dress or with an approved exemption. Concerns re horses overheating. Feedback or research can be sent to <a href="mailto:info@ponyclubaustralia.com.au">info@ponyclubaustralia.com.au</a>
Roundings, splitters	2.12.1 and wherever else mentioned	<b>Change:</b> Where these are mentioned, the wording will say 'The following bits are permitted in Groups ..... with these mouthpieces and one set of reins. Splitters, roundings, equalisers etc 'may be needed' (not 'must be used') as not all these bits have anchor points for two reins. Curb chains must be used.'
Curb chains	2.12.1	<b>Change:</b> From: 'Note: Any bit with curb chain holders on it must be used with a curb chain.' To: 'Note: Any manufacturer's bit that has curb chain hooks requires the rider to use a curb chain.'
Poll cap	2.13	 <b>Addition</b> of poll caps to approved bonnets, with photo.
Hoof boots	2.16	<b>Alteration, addition:</b> Previously permitted for rallies and musters only and the type was not specified. Now hoof boots with exposed heel bulbs (eg Scoot Boots) are permitted for rallies, musters and competition. Must be all black for competition.

Leading rein	2.17	 <p><b>Addition:</b> A photo has been added of another approved leading rein attachment.</p>
Martingales	2.19	 <p><b>Addition:</b> Commercially made martingale rings that can snap open and shut to quickly release rings from the reins for leading etc, are permitted and photo has been added.</p>
Martingales	2.19	<p><b>Addition:</b> List of disciplines where martingales are not permitted now reads: 'Group C (dressage), campdrafting <i>and other events where cattle are worked</i>, polocrosse, lungeing and vaulting'.  (Stockman's Challenge is not named due to different meanings in some states.)</p>
Nosebands	2.21.1	 <p><b>Addition:</b> i) Double nosebands (left) are not permitted, and this photo has been added. ii) Micklem nosebands have been added to the list of permitted examples. There is already a photo of a Micklem noseband on a bridle in 2.08.1</p>
Reins	2.22.1	<p><b>Addition:</b> Under Item b) under fitting/rein length, the requirement for reins to reach the pommel does not have to apply to Mounted Games in Group E, where shorter reins can be used.</p>
Reins	2.22.2	<p><b>Additions:</b> These rein attachments that require the rein to be threaded through itself to attach to the bit have been added as permitted, with photos. These do not require martingale stoppers (2.19).</p> <div style="display: flex; justify-content: space-around; align-items: center;">    </div>
Pelham bits	Various	<p>Double reins are now permitted on Pelham bits for Group F Showing. Every other discipline where Pelhams are permitted must have only one set of reins, so rounders or splitters might be needed.</p>

Saddlecloths	2.24.1	<p><b>Addition:</b> Permitted. Thin, non-slip, cool mesh pad/gel pad which goes against the horse's skin. As it is only a thin layer it does not count as a saddlecloth. It must be large enough to clear the saddle on all sides. Two photos included.</p> 
Saddlecloths	2.24.1	<p><b>Change:</b> to the wording about the number of saddlecloths: A saddlecloth is mandatory when a saddle is used. A rider can use:</p> <ul style="list-style-type: none"> <li>• A maximum of two saddlecloths</li> </ul> <p>Or</p> <ul style="list-style-type: none"> <li>• One saddlecloth with or without a riser pad. Riser pad means any commercial riser and includes sheepskin half numnahs.</li> <li>• A cool mesh pad/gel pad which goes against the horse's skin can be used with either of the above options.</li> </ul> <p>If two saddlecloths are used, the larger of the two (if applicable) must be put on first and the top saddle cloth must be visible all around the saddle.</p> <p>Makeshift padding: Folded/rolled saddlecloths, towels and other makeshift padding are not permitted for competition. They are only permitted for rallies, musters and other training under coach supervision and as a one-off, stop gap measure.</p>
Stirrups	2.27.1	<p><b>Changes</b> to wording</p> <p>i) Oxbow stirrups now reads: 'Permitted with stock saddle or (swinging) fender saddles. As with all stirrups, leathers must be able to come free in an accident. If the stirrup leathers go over the tree, the rider must use breakaway stirrups or toe cages.'</p> <p>ii) Aluminium stirrups Was: 'Most so-called aluminium stirrups are alloys. It is only PURE aluminium stirrups that are not allowed.' New wording: 'Stirrups made solely of pure aluminium (eg jockey stirrups), pure nickel or wood are not permitted. Alloys are permitted.'</p>
Whips	2.30	<p><b>Correction:</b> Dressage whips are permitted for Group C (this previously said Group B)</p>

## Appendices

Bits	Appendix 2	Under General Bit Rules, last dot point, it now reads ‘must have a rigid inner core or cable.’ (cable has been added)
Pelham Bits	Appendix 2.4	<p><b>Addition:</b> (Definition added) A Pelham bit is a type of horse bit that has elements of both a snaffle bit and a curb bit. It is designed to be used with a set of curb reins and a set of snaffle reins, or one set of reins with equalisers/splitters. The bit has a mouthpiece and shanks, with a curb chain that applies leverage to the horse's poll while making sure the bit doesn't rotate too far.</p> <p><b>Correction:</b> Now says at the top that pelhams are also excluded from G (Dressage) as well as Mounted Games, Sporting, Novelties in Group E - to match the rest of the document.</p>
Pelham Bits	Appendix 2.4	<p><b>Addition:</b> Permitted except for Group C and ‘Mounted games, Sporting and Novelties in Group E’. This is to match the rest of the rules, not a policy change.</p> <p><b>Addition:</b> Riders can now use pelham bits with double reins for showing (Group F). This is the only place double reins are permitted.</p> <p><b>Clarified:</b> Now says: Pelham bits are to be used with only one set of reins so may need rounders, equalisers, forked reins, divided reins or splitters (see <b>2.22.1 Reins</b>) to convert the double reins to a single rein. Pelham bits must always be used with a chain. A chain guard is optional. Curb bits cannot be used with Micklem bridles or drop nose style nosebands. (This now matches Appendix 2.5 Double Bridles)</p>
Curb Bits	Appendix 2.6	<p><b>Additions:</b> i) Curb bits not permitted for Groups <b>C and E</b> (Group C should have been listed here too.)</p> <p><b>Clarification:</b> ii) Rugby pelhams – change of wording to better explain use: It has to be used with two rein attachment points: either two reins (for showing, as it gives the illusion of a double bridle but only one bit in the horse's mouth) OR used with splitters which are adjustable for equal pressure. . . Permitted where pelham bits are</p>

		permitted (ie permitted except for Group C (Dressage) and Mounted Games, Sporting, Novelties in Group E .
Bits	Appendix 2:9	<p><b>Change:</b></p> <p>Summary of Bits for Rallies, Clinics etc, was in Bit Appendix 2.8; now separated out and called Bit Appendix 2.9.</p> <p>i) the DC Morgan Plain has been renamed the DC Dressage</p> <p>ii) The DC Morgan slotted has been renamed the DC Morgan as per manufacturer's descriptions.</p>
Spurs	Appendix 3:	<p><b>Deletion:</b></p> <p>The last dot point under Rules for Spur Use says soft touch spurs with rolling ball or broad disc on either plane. 'Broad disc' has been removed from the text.</p> <p><b>Addition:</b></p> <p>Blunt Daisy Rowels not permitted in Groups B, C, D, or Mounted Games and Horse Archery in E, and lungeing and vaulting. (Groups B, C, D and lungeing have been added)</p> <p>Smooth disc rowel spurs are permitted for all groups except Mounted Games and Horse Archery in Group E, Vaulting, Fancy dress and Lungeing.</p>
Nosebands	Appendix 9.2 Fitting of nosebands	<div>  <p><b>Addition:</b></p> <p>i) Fit – height.</p> <p>Now added: The horizontal/top band of the noseband should sit 1-2 fingers below the cheek bone. Photo added.</p> </div> <div>  <p><b>Change:</b></p> <p>ii) Fit – measuring tightness</p> <p>The photo of one finger above the other has been changed to two fingers side by side.</p> </div> <p><b>Addition:</b></p> <p>The sentence 'Nosebands are not compulsory in any discipline.'</p>

The National Gear Rules 2023 Edition contains all the above changes.

It can be downloaded from the PCA website <https://ponyclubaustralia.com.au/sports/national-gear-rules/>