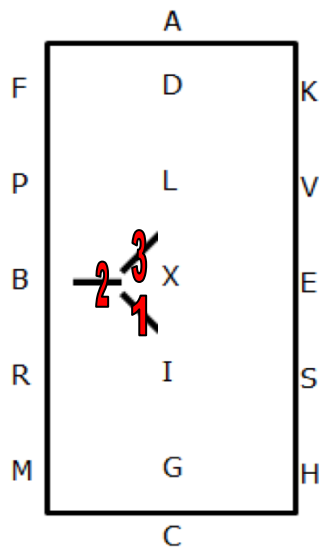


PRIX CAPRLLI Test Diagram

2018

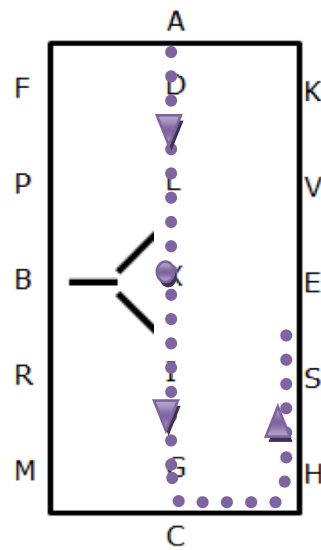
Maximum height is 60cm

1



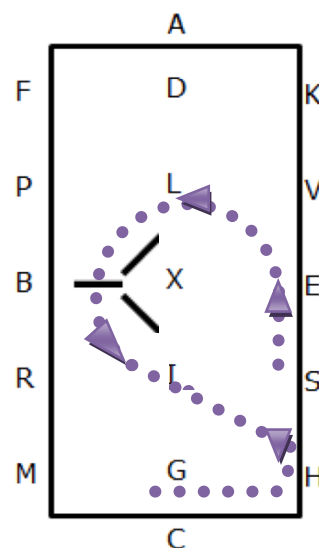
- Average fence length is three meters.
- Fence #2 will be two meters from B and five meters from X
- Fence #1 and #3 will be one meter from the center line and half a meter from fence #2

2



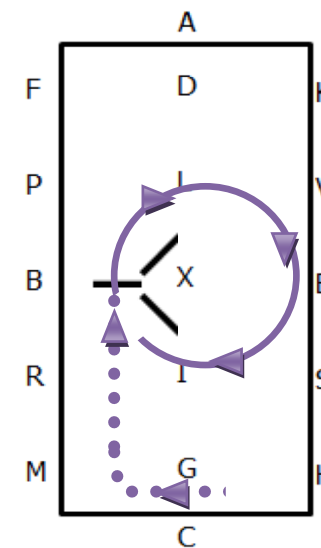
- A, Enter, working trot
- X, half salute
- Proceed in working trot
- C, track left

3



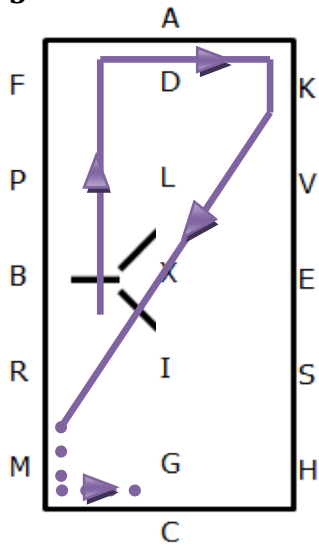
- E, half circle left 15m, over fence #2 and returning to the track at H

4



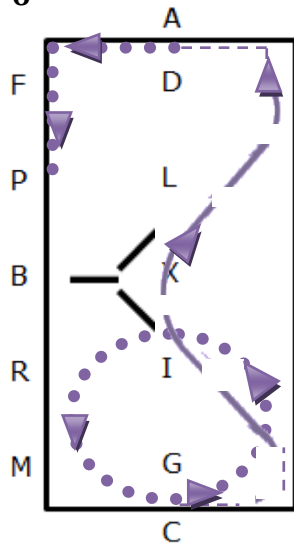
- After C turn down the three quarter line
- Proceed over fence #2 establishing the right canter lead and proceeding onto a 15m circle

5



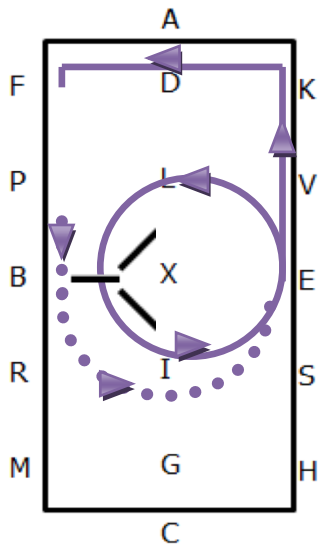
- Jump fence #2 proceeding straight ahead in working canter right lead
- At the short side track right
- K-X-M, working canter over fence #1
- M, working trot

6



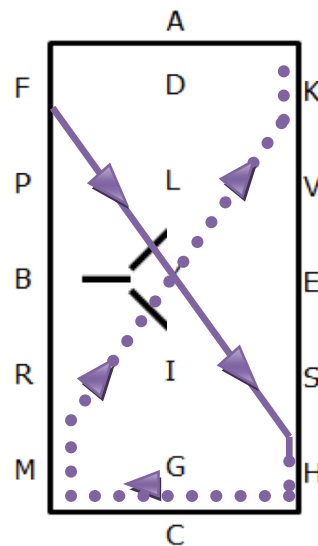
- C, circle left 20m allowing the horse to lower and stretch. Before C retake reins
- C, working trot
- Between C and H medium walk
- H-X-K, free walk
- K, medium walk
- A, working trot

7



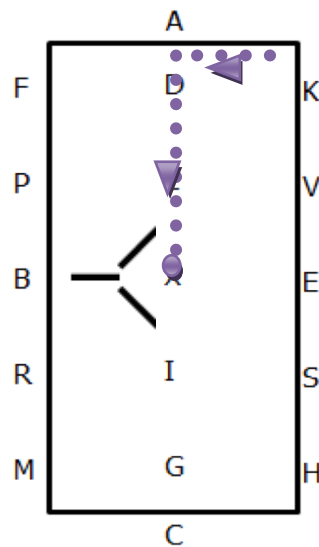
- B, half circle 20m
- E, working canter left lead and circle left 15m jumping fence #2
- E-K-A-F, working canter

8



- F-X-H, working canter jumping fence #3
- H, working trot
- M-X-K, working trot jumping fence #1

9



- A, up center line
- X, halt salute

