









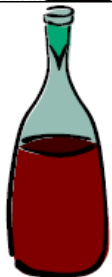


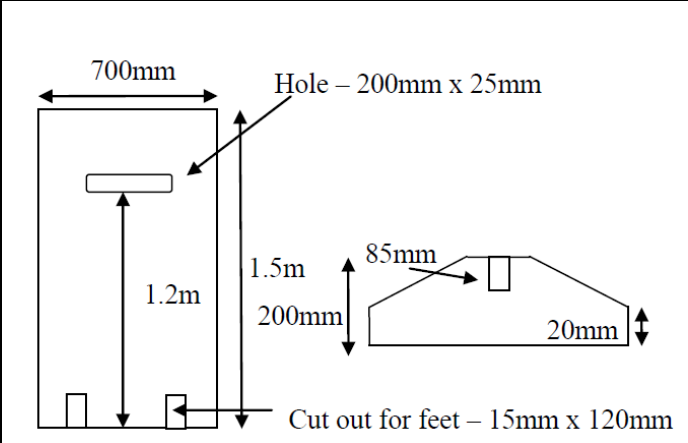










Games Equipment List







HOW TO MAKE EQUIPMENT




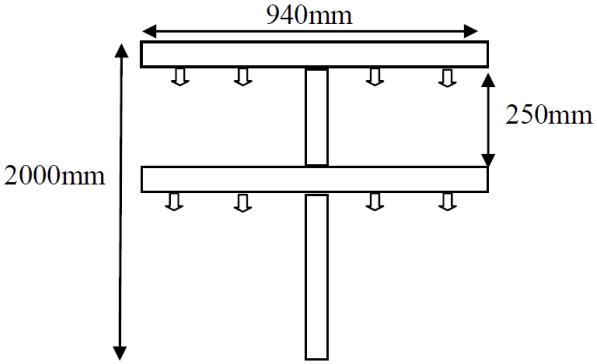
Picture	Name	Description
	Bending Pole & Spike + Special Hammer for Spikes	Bending Pole – 1.2m long x 2.5 diameter conduit Spike – tube part to be 3.5cm opening and 15cm long. With spike end welded onto bottom at a length of approx 18cm long.
	Tennis Ball	Ordinary cheap tennis ball.
	Bucket	10 Litre bucket with handle & needs to be able to hold water. Strong handles are better.
	Road Cone – Small & Large	Large – 76cm High Small – 46cm high
	Cut-Off Road Cone	Small cone (45cm tall) with the top cut off to leave a 10cm diameter opening at the top.





		<p>Tennis Racquet</p>	<p>Wooden Tennis racquet with piece of dowel through the handle 18cm from the end. Dowel to be 129mm to 90mm long.</p>	
			<p>Pole Top Container</p>	<p>Sits on conduit pole. Circular wooden base approx 150 mm diameters. Flower pot base approx. 200mm diameter. All above screwed to 15mm dowel x 120mm long.</p>
		<p>Lance</p>	<p>15mm dowel x 1.2m long with pin fixed to the end with tape. Note: different coloured tape at each end will help with knowing which end the pin is at.</p>	
	<p>Balloon</p>	<p>Normal sized, not odd shapes, round only.</p>		
	<p>Bottles</p>	<p>1 litre bottles filled with sand or sawdust. Max weight 1kg.</p>		
 <p>240mm</p> <p>530mm</p>	<p>Drum</p>	<p>75 litre drum/bin with 15mm thick plywood with diameter of 240mm fixed to the bottom (for flat surface).</p>		








	<p>Hockey Stick</p>	<p>Old hockey stick with covering removed, solid plastic about 900mm long.</p>
	<p>Post Board</p>	<p>Piece of plywood cut to description diagrams.</p>
	<p>News-paper</p>	<p>About 20 to 30 sheets folded tight and wrapped in clear contact to be ridged not floppy.</p>
	<p>Coins</p>	<p>10cm diameter wooden coin made out of single plywood.</p>
	<p>Spoon</p>	<p>Metal table spoon.</p>
	<p>Eggs</p>	<p>Raw or fake filled for weight.</p>


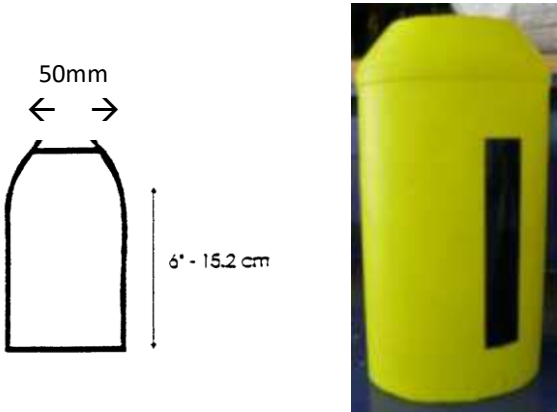

	<p>Fishing Hook</p>	<p>15mm dowel x 1.2m long with a small hook screwed into end.</p>
	<p>T-shaped Stand</p>	<p>1.2m high. T bar part to be 900mm Across. Hooks screwed into bottom side of T bar with spacings as below.</p> <p style="text-align: center;">.....</p> <p style="text-align: center;">900mm</p> <p style="text-align: center;">← 30mm 260mm 260mm 30mm →</p> <p>(Pine timber to be 35mm x 70mm)</p>
	<p>Fish</p>	<p>Fish shape cut out of single plywood with a ring in the nose.</p>
	<p>Flag</p>	<p>1m long bamboo canes. With flags of 23cm square and firmly fixed to the end. Note: canes can be purchased from any garden store.</p>

	<p>Mug</p>	<p>Small Enamel mug.</p>
	<p>Hi-Lo Net</p>	<p>2.1m high with ring attached to the top with net on the ring. The ring is to be 20cm diameter. The net is to have enough room for all the balls. Ring is made of 6mm rod welded to plate.</p>
	<p>Potato</p>	<p>Average size.</p>
	<p>Apple Orange Carrot Onion</p>	
	<p>Large Hurdle (top picture) Small Hurdle (bottom picture)</p>	<p>Large Hurdle sits on two large cones Small hurdle sits on two small cones.</p>
	<p>Litter</p>	<p>1 litre washing up liquid bottle with the end cut off.</p>

	<p>Litter Stick</p>	<p>15mm dowel x 1.2m long with 20cm of tape at each end.</p>				
	<p>Rings</p>	<p>10cm diameter O-rings (Hoover rings) covered with tape.</p>				
	<p>Socks</p>	<p>Pair of socks rolled and sewn, with a finished size approx 8cm diameter.</p>				
<p>Front</p> <table border="1" style="margin-left: auto; margin-right: auto;"> <tr> <td style="padding: 5px;">P</td> <td style="padding: 5px;">O</td> </tr> </table> <p>Back</p> <table border="1" style="margin-left: auto; margin-right: auto;"> <tr> <td style="padding: 5px;">Y</td> <td style="padding: 5px;">N</td> </tr> </table> <p style="text-align: center;"> ↕ 200mm </p> <p style="text-align: center;">200mm</p>	P	O	Y	N	<p>Pony Club Letters</p>	<p>20cm x 20cm plywood/ hardwood. Painted white with black letters on both sides to spell out the words pony club from both directions. Pony on the top line and club on the bottom line. (P on one side Y on the other etc)</p>
P	O					
Y	N					
	<p>Pony Club Stand</p>	<p>Similar to the T Stand used for fishing race but with another level on top.</p>				

			<p>Wooden Envelopes</p>	<p>20cm x 10cm wooden envelopes, cut out of single plywood.</p>
			<p>Cotton Sack</p>	<p>38cm x 61cm deep cotton sack. One at one of the 38cm ends.</p>
			<p>Ice-cream Cartons</p>	<p>1 litre ice-cream container with sawdust or equivalent to weigh not less than 0.45 kilo. The lid is to be fixed securely with tape.</p>
			<p>Rope</p>	<p>90cm long rope. Both ends burnt or taped to prevent fraying.</p>
			<p>Chaff Bag</p>	<p>Standard 20kg Chaff Bag.</p>
			<p>Stepping Stones</p>	

 <p>150mm</p>	<p>Wooden Blocks</p>	<p>150mm pieces of wood cut square on the edges 100m x 50mm.</p>
	<p>Stick Pegging Stick</p>	<p>90cm piece of dowel (19mm thick) with rounded ends.</p>
 <p>250mm</p> <p>150mm</p> <p>50mm</p>	<p>Sword Rings</p>	<p>90cm piece of dowel (19mm thick) with rounded ends. 60cm long blade, 30cm handle, 14cm diameter stopper made out of single plywood fixed into position.</p>
 <p>900mm</p> <p>140mm</p>	<p>Sword</p>	<p>90cm piece of dowel (19mm thick) with rounded ends. 60cm long blade, 30cm handle, 14cm diameter stopper made out of single plywood fixed into position.</p>
 <p>370mm</p> <p>260mm</p> <p>90mm</p>	<p>Plastic Tool tray</p>	<p>Can be purchased from hardware stores.</p>
	<p>Dandy Brush, Tail Bandage, Sponge & Saddle Soap</p>	<p>Soap - to be taped shut and full (for the weight). Bandage to be stitched to stop unravelling. Standard size dandy Brush. Sponge to measure – 50mm thick, 100mm wide & 200mm long.</p>
	<p>Batons</p>	<p>30cm long dowel (19mm thick) with rounded ends.</p>

	<p>Tyre</p>	<p>Rear motorcycle tyre.</p>
	<p>Turret</p>	<p>1 litre dish washing liquid bottle with the bottom cut off 15cm from the shoulder. Cut the top off the bottle to leave a hole with a 5cm diameter.</p>
	<p>9 Ring Holder</p>	<p>1x piece 100mm long of pipe 25mm inside. Diameter thread tapped in centre to suit bolt to lock onto pole, 1/4" or 6mm bolt cut off, 120mm long inside of bend at 90mm. This is then fitted over a bending pole in the middle of the lane with the hook facing the start line about half way up the pole.</p>