



Announcing the 2018 Pony Club WA Gear Checking Manual

2018 BRIDGING DOCUMENT

The Manual is available for download (free) from Pony Club WA Gear Checking page - http://pcawa.com/gear_checking

Purchase the Manual from the Pony Club WA Bookshop (online) for \$40.00 - <http://pcawa.com/shop>

The manual for 2018, as per 2017 still has five key sections, with competition and rally rules in Section 1. Other sections feature Guidelines, Process, Forms and Templates and Precis.



The 2018 version supersedes all prior versions.








Rows highlighted with yellow, indicate areas where a rule change has been brought in.

Rows not highlighted (white background), indicate areas where text has been improved for clarity.

If reading the 2017 version, the following table may assist in comparing changes made for 2017:



Changes Made to 2018 Version	
1.	Sections for Guidelines, Processes, Forms and Templates are as for 2017 (unchanged). Sections for Rules and Precis changed only for 2018.
2.	Rules: All (Rider Dress, Horse Turnout, Saddlery) Column inserted for rules for Hickstead and Hunter Trials. Rules generally apply to Hickstead and Hunter Trials, as for Eventing and Tetrathlon Cross Country. For Hickstead and Hunter Trials, formal pony club uniform is not mandatory and riders can wear racing silks or themed coloured attire. Costumes not permitted at all for safety reasons. Watches not permitted in Hickstead or Hunter Trials.
3.	Rules: All: Text added so that the same rules apply to Pas des Deux (PDD) and Freestyle dressage tests. MR stands for Musical Ride. FD stands for Fancy Dress.
4.	Rules: Rider Dress: Air Vests: More clearly shows that an air vest must be worn with a body protector for all XC riding including Eventing XC, Tetrathlon XC, Hickstead/Hunter Trials XC and XC Training Days.
5.	Rules: Rider Dress: Chaps / gaiters: More clearly defined. Chaps / gaiters are for all activities optional. Leather and leather like permitted for all activities. Chaps made of any suede, felt, velvet or polyester spandex are for rally use, training days, fancy dress, pas de deux and musical ride only.
6.	Rules: Rider Dress: Formal Pony Club Uniform: More clearly shows the competition types where it is mandatory.
7.	Rules: Rider Dress: Hair of Rider: A duplicated sentence deleted
8.	Rules: Rider Dress: Helmets: Clearer text and pictures for approved helmet standards for use in Pony Club WA: <ul style="list-style-type: none"> o Current Australian standard AS/NZS 3838 <u>with</u> SAI Global mark. Standard must be 2006 version or newer. This is the year model of the standard, not the year of helmet manufacture. o New Australian standard ARB HS <u>with</u> SAI Global mark. Standard must be 2012 version or newer. This is the year model of the standard, not the year of helmet manufacture.

	<p>o Current American standards ASTM F1163 <u>with</u> SEI mark / SNELL E2001. Standard must be 2004a version or newer. This is the year model of the standard, not the year of helmet manufacture.</p> <p>o Current British standard PAS 015 <u>with</u> BSI Kitemark. Standard must be 1998 or 2011 version or newer. This is the year model of the standard, not the year of helmet manufacture.</p> <p>o Interim European Standard VG1 (01.040: 2014-12) <u>with or without</u> BSI Kitemark. Standard must be 2012 version or newer. This is the year model of the standard, not the year of helmet manufacture.</p> <p>o Outgoing European Standard EN/1384 <u>with</u> CE mark. Year of helmet manufacture 2013, 2014 or 2015 only.</p> <p>o Helmets with two helmet standard stamps. One compliant, one non-compliant. i.e. Helmet with the EN1384 and the VG1 Standard Stamps.</p>
9.	<p>Rules: Rider Dress: Helmets: *12-month notice* As of Jan 1, 2019 all participants' helmets in Pony Club WA must be no older than 5 years – dated from the year of helmet manufacture. Clubs are recommended to perform helmet inspections at rallies. Event Organisers may wish to request participants present helmets for inspection upon collecting competition numbers or arriving at events.</p>
10.	<p>Rules: Rider Dress: Jewellery: Earrings: Rules made clearer and extra small stud earrings 5mm or less are now permitted. We do caution, that earrings at anytime are not recommended. Extra small stud earrings can be taped.</p> <div style="display: flex; align-items: center; margin-top: 10px;"> <div style="font-size: 2em; margin-right: 10px;">✓</div>  </div> <div style="display: flex; align-items: center; margin-top: 10px;"> <div style="font-size: 2em; margin-right: 10px;">✗</div>  </div>
11.	<p>Rules: Rider Dress: Jewellery: Rings: Can be worn when the rider a) tapes over the ring or b) wears gloves over the ring.</p>
12.	<p>Rules: Rider Dress: Jewellery: Medic-Alert Bracelets: Text amended so that the bracelets can be taped, but are not mandatory to be taped. This is because different bracelet bands will lend themselves to taping or not.</p>
13.	<p>Rules: Rider Dress: Mobile Phones: Text added. New Rule. Riders not permitted to wear or carry a mobile phone when riding. Exceptions for coaches (mounted or unmounted) and when during a pony club activity engaging in trail riding where an emergency communication tool, in the interest of safety is needed.</p>
14.	<p>Rules: Rider Dress: Open Rider: details of what an Open Rider must wear outlined. Rules for horse presentation and saddlery apply equally to Open Riders as to PC Riding Members.</p>
15.	<p>Rules: Rider Dress: Pockets of Rider: Text added. New Rule. Riders pockets to be empty of items that may injure them, especially in times of a fall. Items for medicinal purposes permitted, such as asthma puffers etc.</p>

16.	Rules: Tetrathlon Dress for Running & Shooting Phase: Bib numbers or arm numbers are permitted, and must be displayed.			
17.	Rules: Saddlery: Bridles: Text amended to make it clearer that nosebands are optional at rallies, they are not mandatory for rallies.			
18.	Rules: Saddlery: Bridles: Text amended to make it clearer any ergonomic style of bridle is permitted as long as it has a throatlash. Correct fitting is recommended to enjoy the ergonomic benefits.			
19.	<p>Rules: Saddlery: Bridles: Text insert "Cheekstrap / rein elastic inserts connecting to the bit". A pictorial example is given below:</p> 			
20.	<p>Rules: Saddlery: Bridles: Text inserted to make it clear that Bosal and Hackamore bridles are at not times permitted. Text inserted to make it clear that bitless bridles are not permitted, however as per a PCA directive, there is an exemption application process available for genuine applicants.</p> <p>Pictures provided by PCA, showing bitless style bridles not permitted under any circumstances:</p> <table border="1" data-bbox="183 1534 1492 1957"> <tr> <td data-bbox="183 1534 534 1957">  <p>Bosal Typically rope or rawhide noseband. Often regarded as an essential part of Western riding.</p> </td> <td data-bbox="534 1534 837 1957"></td> <td data-bbox="837 1534 1204 1957">  <p>Hackamore Operates on a leverage system and can exert very strong pressure on the nose and jaw.</p> </td> </tr> </table>	 <p>Bosal Typically rope or rawhide noseband. Often regarded as an essential part of Western riding.</p>		 <p>Hackamore Operates on a leverage system and can exert very strong pressure on the nose and jaw.</p>
 <p>Bosal Typically rope or rawhide noseband. Often regarded as an essential part of Western riding.</p>		 <p>Hackamore Operates on a leverage system and can exert very strong pressure on the nose and jaw.</p>		



PONY CLUB
WESTERN AUSTRALIA

		<p>Rope bridle Head collars made from the same material are not recommended as these can self tighten if caught.</p>		<p>A bitless bridle (Nurtural) with crossed straps under the jaw. Said to hug the face but it is very difficult for the rider to give a release, as a reward, from the crossed straps in a timely fashion.</p>
21.	<p>Rules: Saddlery: Ear Bonnets: Amended text to show (as intended) that ear bonnets are not permitted in any Novelties or PPMG activities</p>			
22.	<p>Rules: Saddlery: Reins: New text, new rule. At no time can running rungs (running martingale of any type) be used in conjunction with adjustable games reins. The adjustable buckle on the reins is a catch hazard for the rings on the martingale. Thanks to Active Riding for bringing this to our attention.</p>			
23.	<p>Rules: Saddlery: Stirrup Irons: Amended rule such that irons made of pure nickel and wood are not permitted. Irons of aluminium, aluminium blends are permitted however as for all tack, are recommended for regular inspections for cracks, splits and wearing.</p>			